

ISSN: 2308-1929

ANNUAL STATISTICAL REPORT
Taiwan International Ports Corporation
Year 2025 (Annual)

Compiled By Taiwan International Ports Corporation, Ltd., Taiwan (ROC)

Published: 2026.5

Name: Annual Statistical Report
Issued by: Taiwan International Ports Corporation
Website: <http://www.twport.com.tw/en/>
Editor : Statistics Section of Accounting Department

GPN : 4810200908

ISSN : 2308-1929

Note

I. The Taiwan International Ports Corporation (TIPC) annual statistical report provides statistical operating information for the most recent business year (2025). Information from 2024 and 2023 is included for comparison and reference purposes.

II. The report is divided into 7 parts, including Vessels, Freight, Passengers, Handling, Vessels of Direct Cross-Strait Routes, Handling of Direct Cross-Strait Routes and Freight at Free Trade Zones.


III. Units used in this report are metric except when referring to vessels, which use British units in line with international practice.

IV. This report uses the calendar year (January - December).

V. The annual report is compiled based on information provided by each TIPC international commercial port subsidiary. The data provided here supersedes data / estimates published previously.


VI. The statistics are rounded off. Thus, slight differences may exist between grand total figures and itemized totals.

2025 Statistical Overview




Inbound
39,257
Vessels a year

Cargo Throughput
216.94 million
tons



Passengers nearly
1,370 thousand
people

2025 Statistical Overview



Handling
13.55 million
TEUs a year

Cargo Handled
688.12 million
Revenue tons



Free Trade Zones
7.02 million M.T.
888.8 billion TWD

Contents

	Page
Summary Analysis	1
Statistics Tables	11
I. Vessels	
Table1. Inbound & Outbound Vessels.....	12
Table2. Inbound Vessels by Gross Tonnage.....	13
Table3. Inbound Vessels by Nationality.....	14
Table4. Inbound Vessels by Trade Area.....	19
Table5. Inbound Vessels by Type.....	23
Table6. Inbound & Outbound Carried by National and Foreign Vessel.....	25
II. Freight	
Table7. Cargo Throughput.....	26
Table8. Inbound Cargo by Merchandise.....	27
Table9. Inbound Cargo by Trade Area.....	30
Table10. Outbound Cargo by Merchandise.....	34
Table11. Outbound Cargo by Trade Area.....	37
Table12. Inbound Bulk Cargo by Commodity.....	41
Table13. Inbound Bulk Cargo by Trade Area.....	44
Table14. Outbound Bulk Cargo by Commodity.....	48
Table15. Outbound Bulk Cargo by Trade Area.....	51
Table16. Inbound Containerized Cargo by Merchandise.....	55
Table17. Inbound Containerized Cargo by Trade Area.....	58
Table18. Outbound Containerized Cargo by Merchandise.....	62
Table19. Outbound Containerized Cargo by Trade Area.....	65
Table20. Inbound General Cargo by Merchandise.....	69
Table21. Inbound General Cargo by Trade Area.....	72
Table22. Outbound General Cargo by Merchandise.....	76
Table23. Outbound General Cargo by Trade Area.....	79
III. Passengers	
Table24. Incoming and outgoing passengers.....	83
IV. Handling	
Table25. Volume of Cargo Handled.....	84
Table26. Volume of Loading Cargo Handled by Commodity.....	85
Table27. Volume of Unloading Cargo Handled by Commodity.....	87
Table28. Container Throughput.....	90
Table29. Cargo Handling Efficiency.....	93
V. Vessels of Direct Cross-Strait Routes (Taiwan-China)	
Table30. Inbound Vessels of Cross-Strait Routes by Type of Transportation.....	94
Table31. Inbound Vessels of Cross-Strait Routes by Gross Tonnage.....	95
VI. Stevedoring of Direct Cross-Strait Routes(Taiwan-China)	
Table32. Volume of Cargo Handled of Direct Cross-Strait Routes.....	97
Table33. Volume of Loading Cargo Handled of Direct Cross-Strait Routes.....	98
Table34. Volume of Unloading Cargo Handled of Direct Cross-Strait Routes.....	100
Table35. Container Throughput of Direct Cross-Strait Routes.....	103
VII. Freight at Free Trade Zones	
Table36. Trade Volume and Value at Free Trade Zones.....	106
Table37. Foreign Goods to Be Stored at Free Trade Zones by Merchandise.....	107
Table38. Foreign Goods to Be Stored at Free Trade Zones by Trade Area.....	109
Table39. Goods for Export at Free Trade Zones by Merchandise.....	112
Table40. Goods for Export at Free Trade Zones by Trade Area.....	114

Summary Analysis

The steady progression of artificial intelligence (AI) demand from basic infrastructure into end-user applications drove a major restructuring of the global IT industry supply chain in 2025. Strong industry demand for Taiwan's capabilities in high performance computing, AI, and advanced production led to a strong upswing in exports during the first half of that year. Although global inventory adjustments and pull-through dynamics decelerated this trend during the second half of 2025, Taiwan retains strong resilience for continued growth. U.S. tariff policies and geopolitics are key variables with the potential to disrupt supply chains, with pressure from external uncertainties exerting a retarding effect on global economic growth. The global economy, marked by bullish optimism on technology and weak economic fundamentals, is caught between two very different potential trajectories going forward. The International Monetary Fund foresees global economic growth in 2026 reaching 3.1%, while Taiwan's Directorate General of Budget, Accounting and Statistics expects the country's economy to grow by a significantly higher 7.71%, indicating Taiwan's economy is in a sustained period of structural growth.

Looking at the international shipping market, 2026 promises to remain a year of challenges fed by the continued imbalance between shipping capacity supply and demand, route changes and reallocations, and shakeups in ocean shipping alliances. In facing the current high variability affecting the global business environment, TIPC will continue to anticipate and adapt to ongoing trends, use technological innovation to spur substantive value transformation, and deepen the sustainability of its port network to steadily reach new milestones in the internationalization and smart optimization of all TIPC business interests.

1. Inbound Vessels

The 39,257 inbound vessels received at Taiwan's international commercial ports in 2025 was 642 (+1.66%) more than the number received during the previous year, while the 698.37 million GRT in combined gross tonnage of these vessels was 11.94 million GRT (-1.68%) less than the previous year. In terms of vessel class, the largest number of vessels were in the <1,000 GRT class (9,078; 23.12%) followed by 7,939 (20.22%) in the 5,000-9,999 GRT class and 2,391 (6.09%) in the ≥60,000 GRT class. In terms of flag registry, 16,647 were ROC (Taiwan), 4,941 were Panama, 3,836 were Hong Kong, and 3,119 were Singapore, with these four flag registries covering 72.71% of inbound vessels in 2025. In terms of trade area, Mainland China accounted for 7,737 vessels, Japan for 3,790 vessels, South Korea for 1,881 vessels, and Hong Kong for 1,399 vessels, with these four trade areas accounting for 37.72% of inbound vessel traffic during 2025. In terms of vessel type, container ships were the largest category (13,663; 34.80%), followed by dry cargo ships (5,676), bulk cargo ships (4,202), and petroleum tankers (3,601), with these four vessel types accounting for 69.14% of inbound vessel traffic for the year. By port, increases in

inbound vessels handled were recorded at Port of Taichung (+1,582; +13.68%) and Port of Hualien (+38; +3.74%), while decreases were recorded at Port of Kaohsiung (-574; -3.82%), Port of Keelung (-151; -3.09%), Taipei Port (-126; -2.57%), Anping Port (-98; -11.84%), and Suao Port (-29; -7.23%). Please refer to Table 1 and Statistical Tables 1 – 5.

2. Cargo Throughput

Cargo throughput at Taiwan's international commercial ports totaled 216.94 million metric tons (mt) in 2025, representing a 3.35% (-7.53 million mt) decrease from 2024. Import/export cargoes accounted for 182.05 million mt (83.92% of total cargo throughput), representing a 4.57% (-8.71 million mt) decrease from 2024. Domestic cargo accounted for 34.89 million mt (16.08% of total cargo throughput), representing a 3.52% (+1.18 million mt) increase over 2024. In terms of product type, mineral products accounted for 128.32 million mt or 59.15% of total cargo throughput. Major mineral product categories included coal & coke (31.09 million mt), iron ore (17.32 million mt), cement (10.36 million mt), crude petroleum (8.47 million mt), and slag (8.37 million mt). In terms of trade area, Australia remained the most important this past year with 31.83 million mt (including 13.52 million mt of coal and 12.58 million mt of iron ore), followed by Mainland China with 28.35 million mt (including 6.60 million mt of marble and granite, 4.19 million mt of iron ore, 3.46 million mt of industrial chemicals, 3.24 million mt of base metals, and 2.79 million mt of plastic and rubber products), the United States with 21.14 million mt (including 6.18 million mt of plant products, 4.66 million mt of crude petroleum, 3.02 million mt of base metals, and 1.24 million mt of industrial chemicals), Indonesia with 15.26 million mt (including 10.15 million mt of coal, 1.92 million mt of cement clinker, and 1.37 million mt of base metals), and Japan with 15.49 million mt (including 3.61 million mt of base metals, 3.29 million mt of limestone, 2.63 million mt of slag, and 1.71 million mt of industrial chemicals). These five countries accounted for a combined 51.66% of total cargo throughput in 2025. Port of Kaohsiung once more handled close to half of all cargo throughput for the year, with 98.65 million mt or 45.48% of the total. Port of Taichung ranked second with 64.15 million mt in cargo throughput. Please refer to Table 2 and Statistical Tables 7 – 23.

3. Inbound and Outbound Passengers

A total of 1,370,073 passengers were handled through Taiwan's international commercial ports in 2025, representing an increase of 20.11% (229,421 passengers) over 2024. Cruise ship passengers accounted for 1,140,561 (83.25%) and domestic (ferry) route passengers accounted for 229,512 (16.75%) of this total. Compared to 2024, passenger numbers were, respectively, 133,085 and 116,822 higher for regularly and irregularly scheduled cruise ship calls in 2025. In terms of ports, passenger numbers increased by 192,191 (+20.86%) at Port of Keelung, 52,048 (+27.02%) at Port of Kaohsiung, and 944 at Anping Port over 2024. Please refer to Table 3 and Statistical Table 24.

4. Handled Cargo Volume

Handled cargo volumes at Taiwan's international commercial ports totaled 688.12 million revenue tons (RT) in 2025, representing a 4.42 million RT (-0.64%) decline from the previous year. Containerized cargoes accounted for 483.15 million RT (70.21% of the total), representing an 14.04 million RT (-2.82%) decline from 2024. General cargoes accounted for 204.97 million RT (29.79% of the total), representing a 9.62 million RT (+4.92%) increase over 2024. Major general cargo categories handled during the year include coal & coke (31.82 million RT), machine parts and components (31.12 million RT), iron ore (18.27 million RT), petroleum (16.32 million RT), ferrous materials (12.18 million RT), sand & gravel (11.43 million RT), crude petroleum (11.01 million RT), cement (10.73 million RT), other liquified products (10.56 million RT), slag (8.12 million RT), liquified natural gas (7.21 million RT), and mineral ores (7.03 million RT). In terms of total general cargo volume handled, the largest amount (39.67%) was handled through Port of Taichung (81.32 million RT), followed by Port of Kaohsiung (37.68%; 77.24 million RT), Taipei Port (10.71%; 21.95 million RT), Port of Hualien (8.48 million RT), Port of Keelung (7.51 million RT), Anping Port (4.63 million RT), and Suao Port (3.84 million RT). Please refer to Table 4 and Statistical Tables 25 – 27.

5. Handled Container Volume

Handled container volume at Taiwan's international commercial ports totaled 13.55 million TEU in 2025, representing a decrease of 390,000 TEU (-2.78%) from 2024. Of this total, 6.81 million TEU were import containers and 6.74 million TEU were export containers. Import and export container volumes both decreased, respectively, by 180,000 TEU (-2.63%) and 200,000 TEU (-2.93%) over the previous year. By port, 65.60% (8.89 million TEU) was handled through Port of Kaohsiung, 11.84% (1.60 million TEU) was handled through Port of Keelung, 11.74% (1.59 million TEU) was handled through Port of Taichung, 10.81% (1.46 million TEU) was handled through Taipei Port, 2,270 TEU was handled through Anping Port, and 4 TEU was handled through Suao Port. Please refer to Table 5 and Statistical Table 28.

6. Handled Cargo Volume on Direct Cross-Strait Routes

Handled cargo volumes on direct cross-Strait (Taiwan-China) routes totaled 126.09 million RT in 2025, representing a 1.44 million RT (+1.16%) increase over 2024. Of this total, 109.49 million RT (86.83%) was containerized cargo, representing a 1.52 million RT (+1.41%) increase over the previous year in this subcategory, and 16.60 million RT (13.17%) was general cargo, representing an 80,000 RT (-0.48%) decrease from the previous year in this subcategory. In terms of products handled, excluding containerized cargoes, pipe-loaded commodities (0.78% of the total) accounted for 990,000 RT (major items: other liquified products [860,000 RT] and petroleum [130,000 RT]), while non-pipe-loaded bulk commodities (12.38% of the total) accounted for 15.61 million RT (major items: sand & gravel [7.51 million RT], mineral ores [520,000 RT], clay [400,000 RT],

nepheline powder [330,000 RT], mineral sand [300,000 RT], slag [260,000], and ferrous materials [210,000 RT]). By port, 42.71% (7.09 million RT) of direct cross-Strait general cargo volume was handled through Taipei Port, 22.69% (3.77 million RT) was handled through Port of Kaohsiung, and 19.09% (3.17 million RT) was handled through Port of Taichung. These three ports collectively handled 84.49% of direct cross-Strait general cargo volume during 2025. Please refer to Table 6 and Statistical Tables 32 – 34.

7. Handled Container Volume on Direct Cross-Strait Routes

Container volume handled through Taiwan's international commercial ports on direct cross-Strait (Taiwan-China) routes totaled 3.04 million TEU in 2025, representing 22.45% of total handled container volume for the year and a 40,000 TEU (+1.41%) increase over the previous year. Of this total, 1.45 million TEU (47.69%) were import containers and 1.59 million TEU (52.31%) were export containers. Import and export container volumes on direct cross-Strait routes increased, respectively, by 30,000 TEU (+1.96%) and 10,000 TEU (+0.91%) over 2024. Half of this volume was handled through Port of Kaohsiung (47.32%; 1.44 million TEU), while Port of Keelung handled one-quarter (24.48%; 740,000 TEU) and Port of Taichung handled 580,000 TEU (18.92%). These three ports collectively handled 90.72% of direct cross-Strait container volume during 2025. Please refer to Tables 5 & 7 and Statistical Table 35.

8. Volume and Value of Trade Handled through FTZs

Trade handled through Taiwan's international-commercial-port-affiliated Free Trade Zones (FTZs) in 2025 totaled 7.02 million mt and was valued at NT\$888.8 billion. This represents respective increases of 720,000 mt (+11.36%) in volume and NT\$253.2 billion (39.83%) in value. Diesel oil was by far the largest product category (4.45 million mt), accounting for 63.39% of the total volume. In terms of trade area, South Korea accounted for 1.57 million mt, Mainland China accounted for 670,000 mt, Russia accounted for 660,000 mt, Japan accounted for 300,000 mt, and Brazil accounted for 270,000 mt, with these five areas accounting for half (49.50%) of the total volume handled through FTZs in 2025. In terms of FTZ trade volume handled by each port, 81.11% (5.70 million mt) was handled through Port of Taichung, 15.43% (1.08 million mt) was handled through Port of Kaohsiung, and 3.32% (230,000 mt) was handled through Taipei Port, with these three ports together handling 99.86% of all FTZ trade volume for the year. Please refer to Table 8 and Statistical Tables 36 – 40.

Table I. Inbound Vessels and Gross Tonnage by port

Port		Unit	2025	2024	Change	Percent Change
Grand Total	Vessels	Vessel	39,257	38,615	642	1.66
	Gross Tonnage	Ton	698,374,280	710,315,119	-11,940,839	-1.68
	Avg. Tonnage	Ton/Vessel	17,790	18,395	-605	-3.29
Keelung	Vessels	Vessel	4,739	4,890	-151	-3.09
	Gross Tonnage	Ton	85,254,598	85,105,578	149,020	0.18
	Avg. Tonnage	Ton/Vessel	17,990	17,404	586	3.37
Taichung	Vessels	Vessel	13,145	11,563	1,582	13.68
	Gross Tonnage	Ton	129,812,912	131,125,095	-1,312,183	-1.00
	Avg. Tonnage	Ton/Vessel	9,875	11,340	-1,465	-12.92
Kaohsiung	Vessels	Vessel	14,447	15,021	-574	-3.82
	Gross Tonnage	Ton	374,213,547	386,582,082	-12,368,535	-3.20
	Avg. Tonnage	Ton/Vessel	25,903	25,736	166	0.65
Hualien	Vessels	Vessel	1,054	1,016	38	3.74
	Gross Tonnage	Ton	7,382,945	7,605,734	-222,789	-2.93
	Avg. Tonnage	Ton/Vessel	7,005	7,486	-481	-6.43
Taipei	Vessels	Vessel	4,770	4,896	-126	-2.57
	Gross Tonnage	Ton	90,315,023	87,621,108	2,693,915	3.07
	Avg. Tonnage	Ton/Vessel	18,934	17,896	1,037	5.80
Suao	Vessels	Vessel	372	401	-29	-7.23
	Gross Tonnage	Ton	4,780,314	4,757,839	22,475	0.47
	Avg. Tonnage	Ton/Vessel	12,850	11,865	985	8.30
Anping	Vessels	Vessel	730	828	-98	-11.84
	Gross Tonnage	Ton	6,614,941	7,517,683	-902,742	-12.01
	Avg. Tonnage	Ton/Vessel	9,062	9,079	-18	-0.20

Data Source: Keelung, Taichung, Kaohsiung, Hualien Branches, and Taipei, Suao, Anping Branches Offices

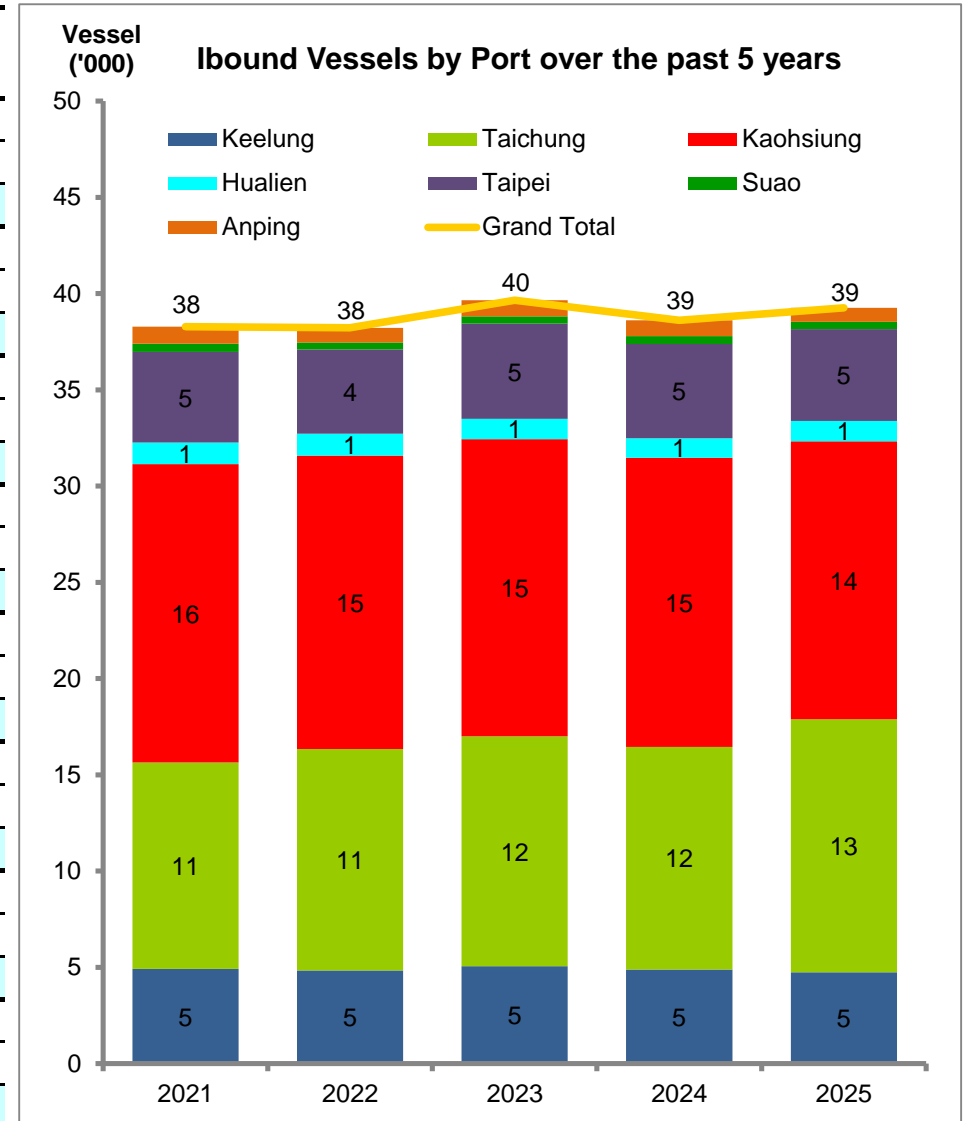
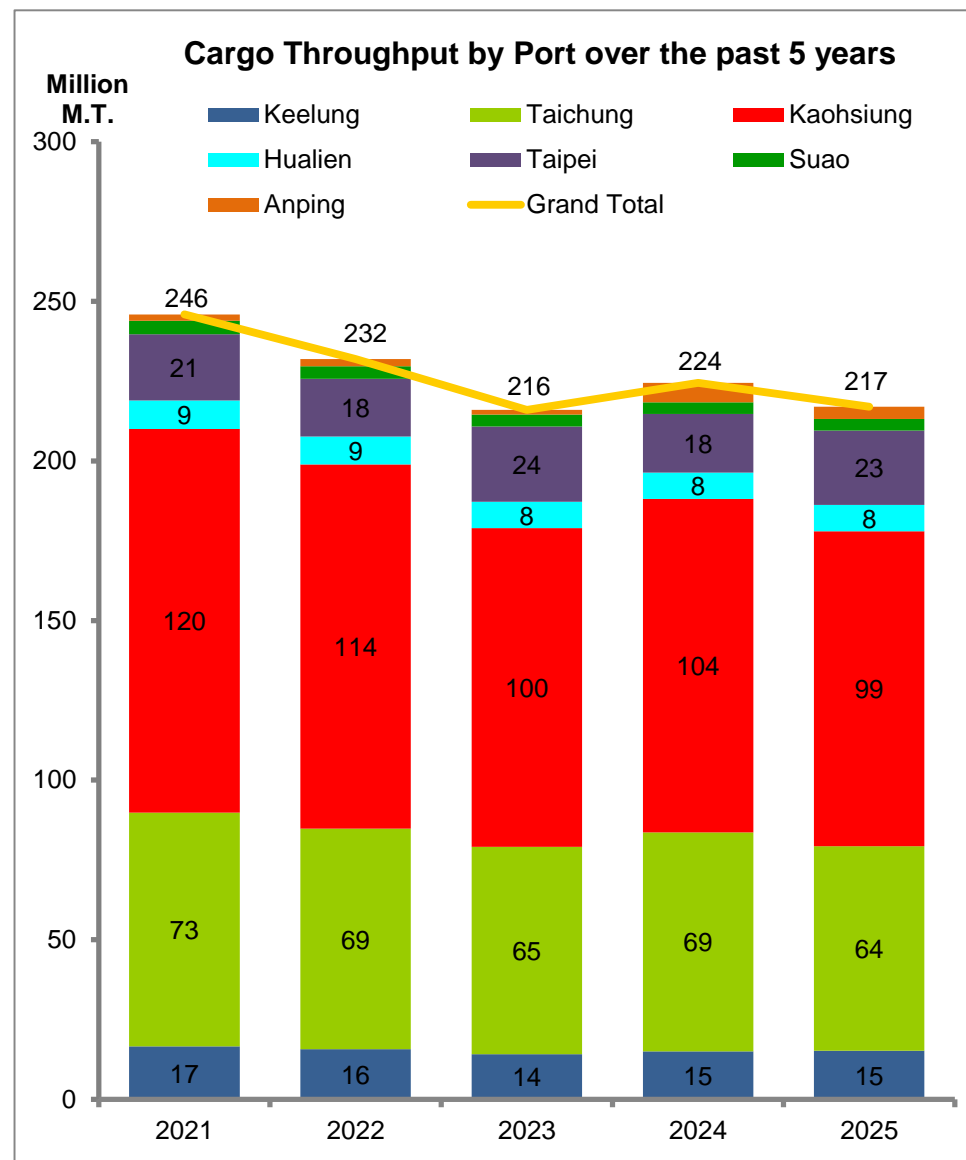


Table II. Cargo Throughput by port

Port		Unit	2025	2024	Change	Percent Change
Cargo Throughput	Grand Total	10('000) M.T.	21,694	22,446	-753	-3.35
	Foreign Goods		18,205	19,076	-871	-4.57
	Domestic goods		3,489	3,370	118	3.52
Keelung	Count	10('000) M.T.	1,519	1,504	15	1.00
	Foreign Goods		1,139	1,078	61	5.68
	Domestic goods		380	426	-46	-10.85
Taichung	Count	10('000) M.T.	6,415	6,862	-446	-6.51
	Foreign Goods		5,932	6,427	-494	-7.69
	Domestic goods		483	435	48	11.02
Kaohsiung	Count	10('000) M.T.	9,865	10,444	-578	-5.54
	Foreign Goods		8,939	9,512	-573	-6.02
	Domestic goods		927	932	-5	-0.57
Hualien	Count	10('000) M.T.	820	819	0	0.06
	Foreign Goods		274	257	17	6.63
	Domestic goods		546	563	-17	-2.94
Taipei	Count	10('000) M.T.	2,329	1,847	483	26.13
	Foreign Goods		1,608	1,494	114	7.63
	Domestic goods		722	353	369	104.40
Suao	Count	10('000) M.T.	367	362	5	1.29
	Foreign Goods		255	245	9.5	3.86
	Domestic goods		112	117	-5	-4.10
Anping	Count	10('000) M.T.	378	608	-230	-37.89
	Foreign Goods		59	64	-5	-8.10
	Domestic goods		319	544	-225	-41.40

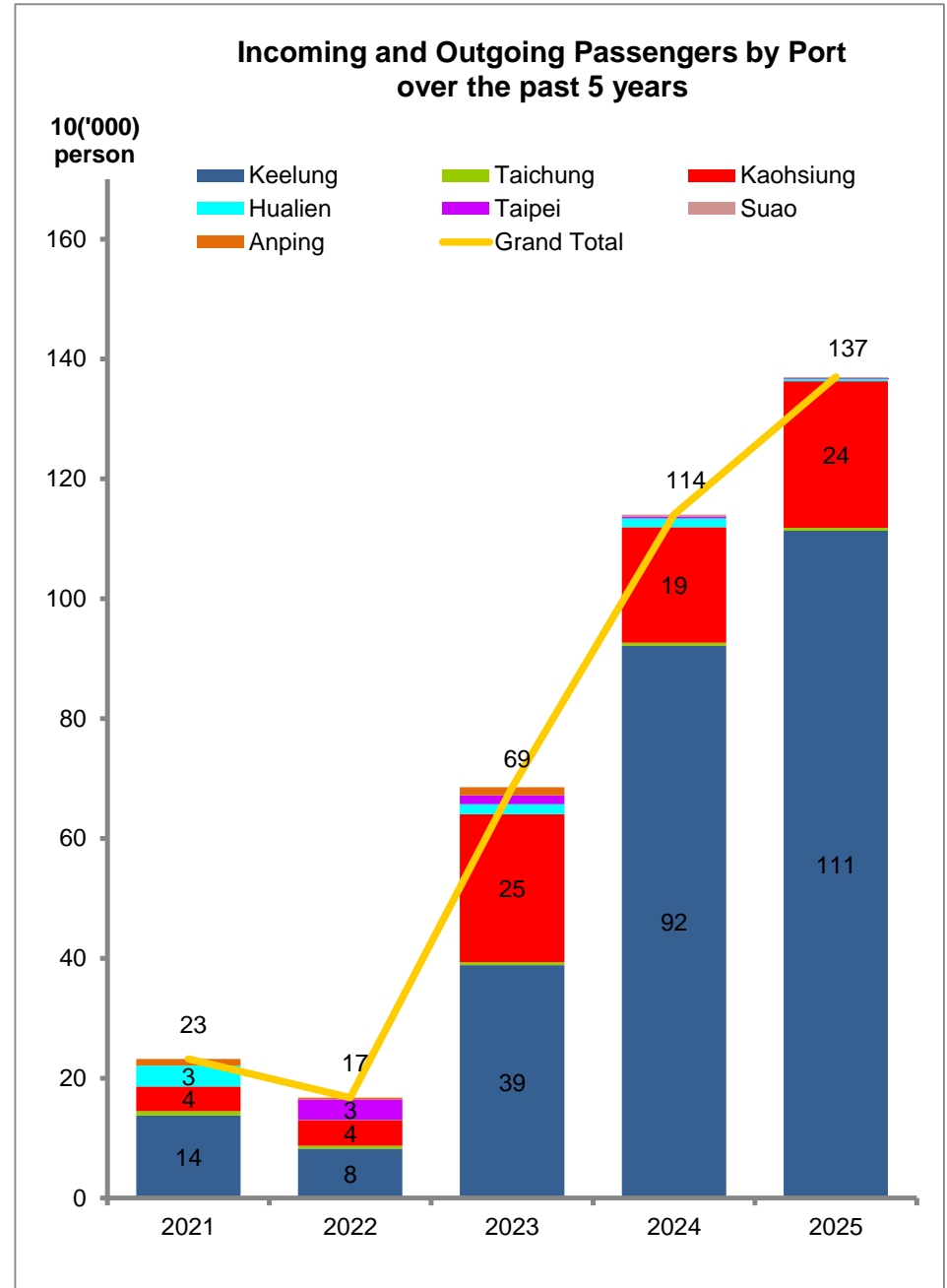


Data Source: Keelung, Taichung, Kaohsiung, Hualien Branches, and Taipei, Suao, Anping Branches Offices

Table III. Incoming and Outgoing Passengers by Port

Unit: Person

Port		2025	2024	Change	Percent Change	
Passengers	Grand Total	1,370,073	1,140,652	229,421	20.11	
	Cruise	Home Port	832,247	699,162	133,085	19.03
		Transit Port	308,314	191,492	116,822	61.01
	Cross-Strait Ferry	-	-	-	-	
	Domestic Routes	229,512	249,998	-20,486	-8.19	
Keelung	Count	1,113,595	921,404	192,191	20.86	
	Cruise	Home Port	759,052	642,491	116,561	18.14
		Transit Port	233,968	144,349	89,619	62.08
	Domestic Routes	120,575	134,564	-13,989	-10.40	
Taichung	Count	4,644	5,350	-706	-13.20	
	Cruise(Transit Port)	-	-	-	-	
	Domestic Routes	4,644	5,350	-706	-13.20	
Kaohsiung	Count	244,646	192,598	52,048	27.02	
	Cruise	Home Port	71,884	56,671	15,213	26.84
		Transit Port	70,423	34,134	36,289	106.31
	Domestic Routes	102,339	101,793	546	0.54	
Hualien	Count	3,419	14,484	-11,065	-76.39	
	Cruise	Home Port	843	-	843	-
		Transit Port	2,007	11,771	-9,764	-82.95
	Domestic Routes	569	2,713	-2,144	-79.03	
Taipei	Count	1,047	2,865	-1,818	-63.46	
	Domestic Routes	1,047	2,865	-1,818	-63.46	
Suao	Count	1,778	3,951	-2,173	-55.00	
	Cruise	Home Port	468	-	468	-
		Transit Port	1,310	1,238	72	5.82
	Domestic Routes	-	2,713	-2,713	-100.00	
Anping	Count	944	-	944	-	
	Cruise(Transit Port)	606	-	606	-	
	Domestic Routes	338	-	338	-	

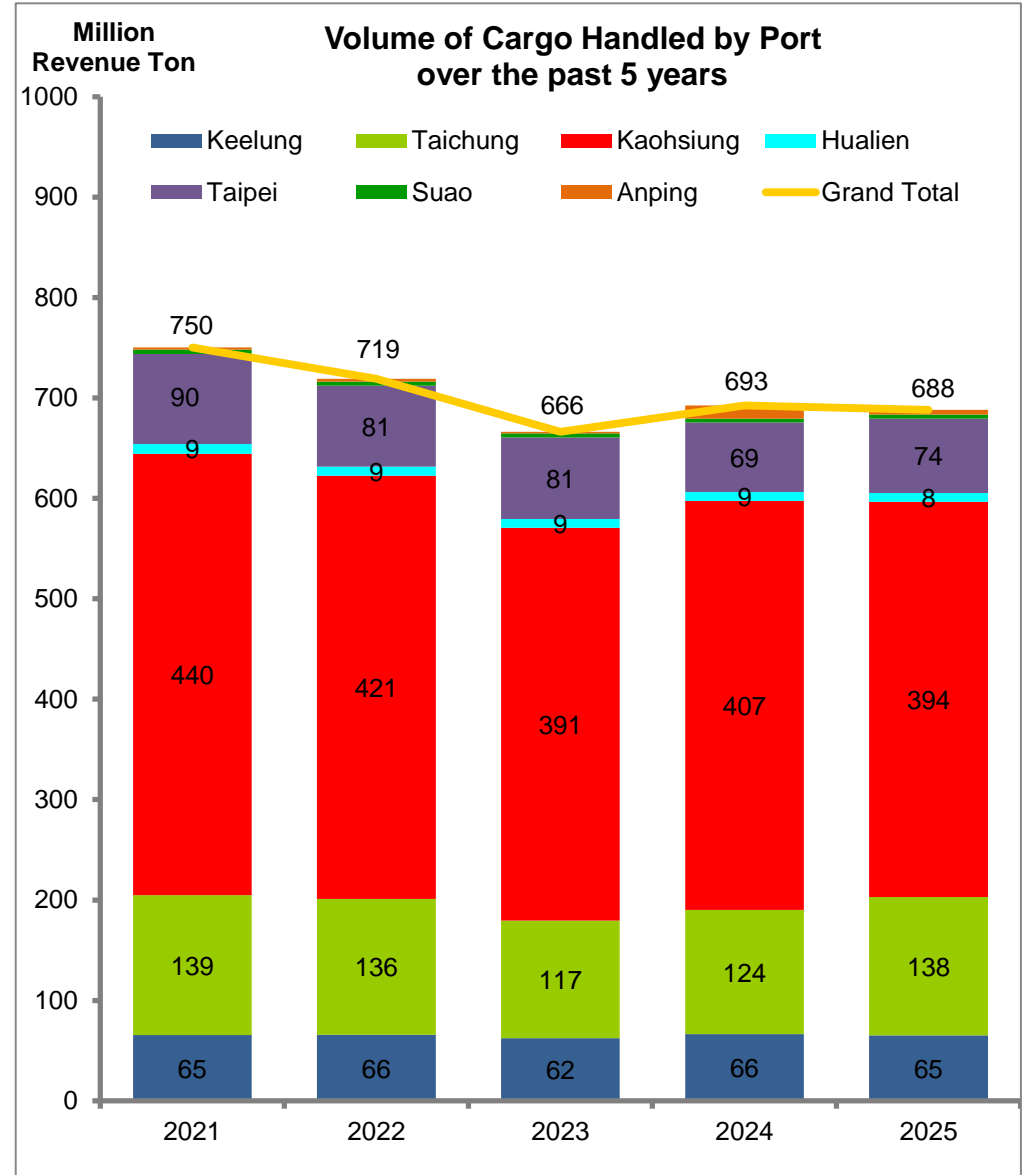


Data Source: Keelung, Taichung, Kaohsiung, Hualien Branches, and Taipei, Suao, Anping Branches Offices

Table IV. Volume of Cargo Handled by Port

Unit: 10('000) revenue ton

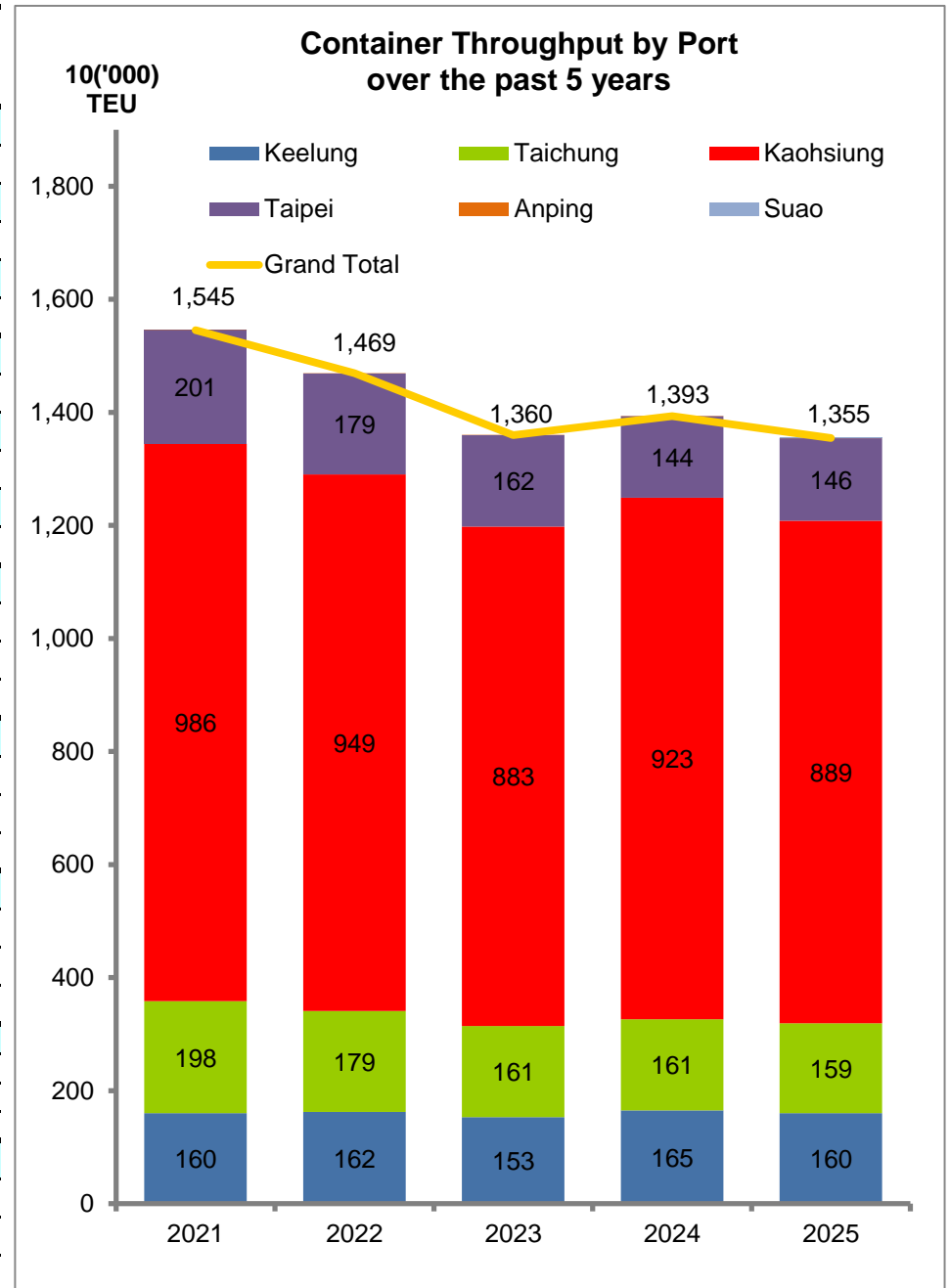
Port		2025	2024	Change	Percent Change
Cargo Handled	Grand Total	68,812	69,254	-442	-0.64
	Containerized	48,315	49,719	-1,404	-2.82
	Genral Cargo	20,497	19,535	962	4.92
Keelung	Count	6,523	6,629	-106	-1.60
	Containerized	5,772	5,939	-166	-2.80
	Genral Cargo	751	691	60	8.72
Taichung	Count	13,771	12,390	1,381	11.14
	Containerized	5,639	5,721	-82	-1.43
	Genral Cargo	8,132	6,669	1,463	21.93
Kaohsiung	Count	39,384	40,742	-1,358	-3.33
	Containerized	31,660	32,904	-1,244	-3.78
	Genral Cargo	7,724	7,838	-114	-1.45
Hualien	Count	848	856	-8	-0.94
	Containerized	-	-	-	-
	Genral Cargo	848	856	-8	-0.94
Taipei	Count	7,430	6,949	481	6.93
	Containerized	5,235	5,149	86	1.67
	Genral Cargo	2,195	1,799	396	21.98
Suao	Count	384	382	2	0.60
	Containerized	0.01	-	-	-
	Genral Cargo	384	382	2	0.60
Anping	Count	472	1,306	-834	-63.89
	Containerized	8.17	5.96	2.21	37.08
	Genral Cargo	463	1,300	-837	-64.35



Data Source: Keelung, Taichung, Kaohsiung, Hualien Branches, and Taipei, Suao, Anping Branches Offices

Table V. Container Throughput by Port

Port		Unit	2025	2024	Change	Percent Change	
Container Throughput	Grand Total	10('000)TEU	1,355	1,393	-39	-2.78	
	Cross-Strait	Percent	22.45	21.53	0.93		
	Inbound	10('000)TEU	681	699	-18	-2.63	
	Cross-Strait	Percent	21.31	20.35	0.96		
	Outbound	10('000)TEU	674	694	-20	-2.93	
	Cross-Strait	Percent	23.61	22.71	0.90		
	Kaohsiung	Count	10('000)TEU	889	923	-34	-3.71
		Cross-Strait	Percent	16.20	16.01	0.19	
Inbound		10('000)TEU	444	461	-17	-3.64	
Cross-Strait		Percent	14.40	14.23	0.18		
Outbound		10('000)TEU	444	462	-17	-3.78	
Cross-Strait		Percent	17.99	17.79	0.20		
Keelung		Count	10('000)TEU	160	165	-5	-2.81
		Cross-Strait	Percent	46.43	44.00	2.43	
	Inbound	10('000)TEU	85	86	0	-0.49	
	Outbound	10('000)TEU	75	79	-4	-5.32	
Taichung	Count	10('000)TEU	159	161	-2	-1.41	
	Cross-Strait	Percent	36.17	35.28	0.89		
	Inbound	10('000)TEU	80	81	-1	-1.60	
	Outbound	10('000)TEU	80	81	-1	-1.22	
Taipei	Count	10('000)TEU	146	144	2	1.66	
	Cross-Strait	Percent	19.29	15.73	3.56		
	Inbound	10('000)TEU	72	71	0	0.16	
	Outbound	10('000)TEU	75	72	2	3.13	
Anping	Count	10('000)TEU	0.23	0.17	0.06	37.08	
	Cross-Strait	Percent	-	-	-		
	Inbound	10('000)TEU	0.12	0.08	0.03	39.15	
	Outbound	10('000)TEU	0.11	0.08	0.03	34.90	
Suao	Count	10('000)TEU	0.0004	-	0.0004	-	
	Cross-Strait	Percent	-	-	-		
	Inbound	10('000)TEU	0.0002	-	0.0002	-	
	Outbound	10('000)TEU	0.0002	-	0.0002	-	

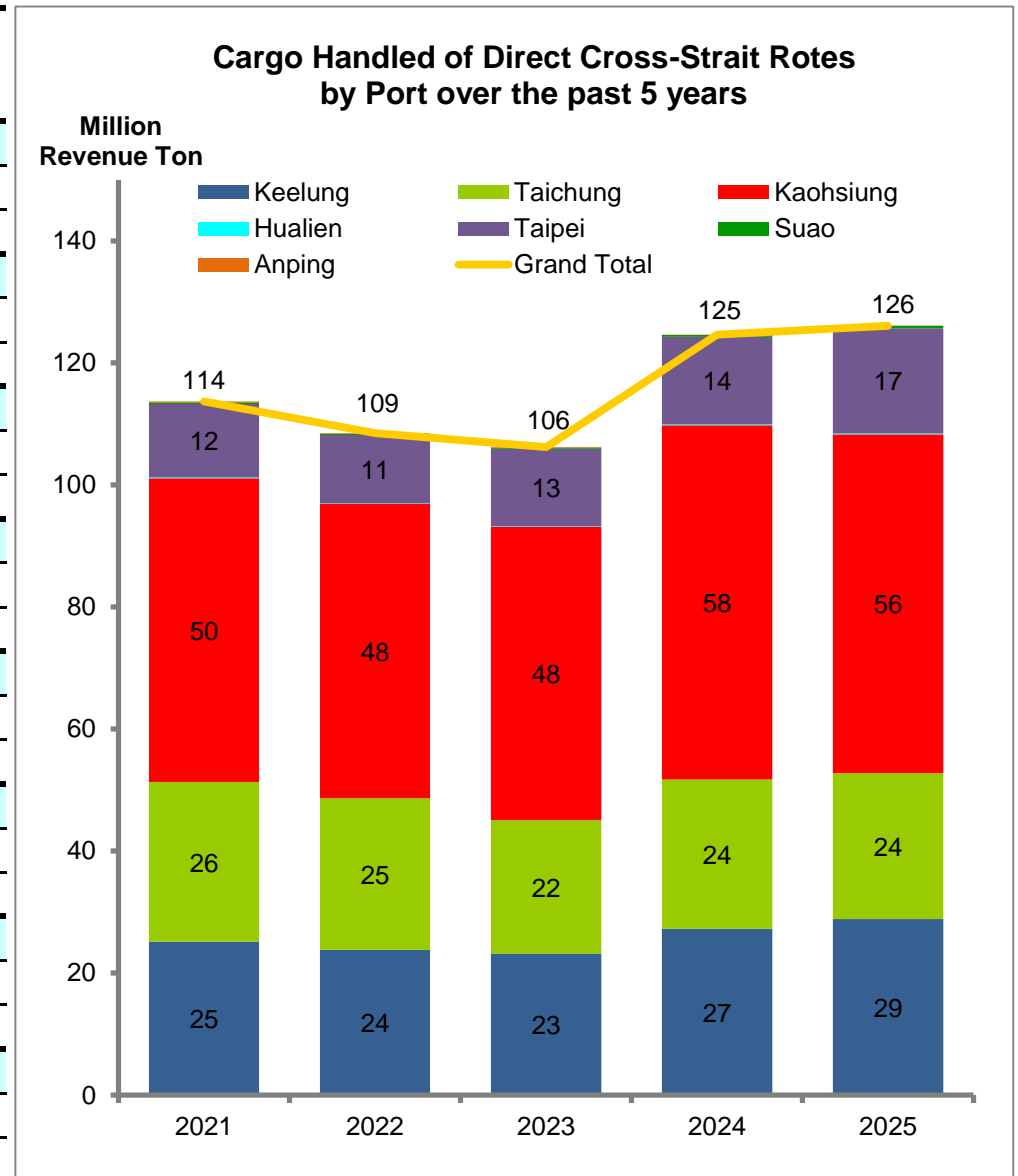


Data Source: Keelung, Taichung, Kaohsiung, Hualien Branches, and Taipei, Suao, Anping Branches Offices

Table VI. Cargo Handled of Direct Cross-Strait Rotes by Port

Unit: Million Revenue Ton

Port		2025	2024	Change	Percent Change
Cargo Tonnage Handled of Direct Cross-Strait Routes	Grand Total	12,609	12,465	144	1.16
	Containerizd	10,949	10,797	152	1.41
	General Cargo	1,660	1,668	-8	-0.48
Keelung	Count	2,886	2,728	158	5.81
	Containerizd	2,680	2,614	67	2.55
	General Cargo	206	114	92	80.46
Taichung	Count	2,388	2,446	-58	-2.38
	Containerizd	2,071	2,049	22	1.08
	General Cargo	317	397	-80	-20.25
Kaohsiung	Count	5,558	5,803	-245	-4.23
	Containerizd	5,181	5,319	-138	-2.60
	General Cargo	377	484	-107	-22.17
Hualien	Count	12	19	-7	-35.24
	Containerizd	-	-	-	-
	General Cargo	12	19	-7	-35.24
Taipei	Count	1,726	1,433	293	20.42
	Containerizd	1,016	815	201	24.70
	General Cargo	709	618	91	14.78
Suao	Count	37	29	7	24.65
	Containerizd	-	-	-	-
	General Cargo	37	29	7	24.65
Anping	Count	3	7	-3.9	-54.07
	Containerizd	-	-	-	-
	General Cargo	3	7	-3.9	-54.07

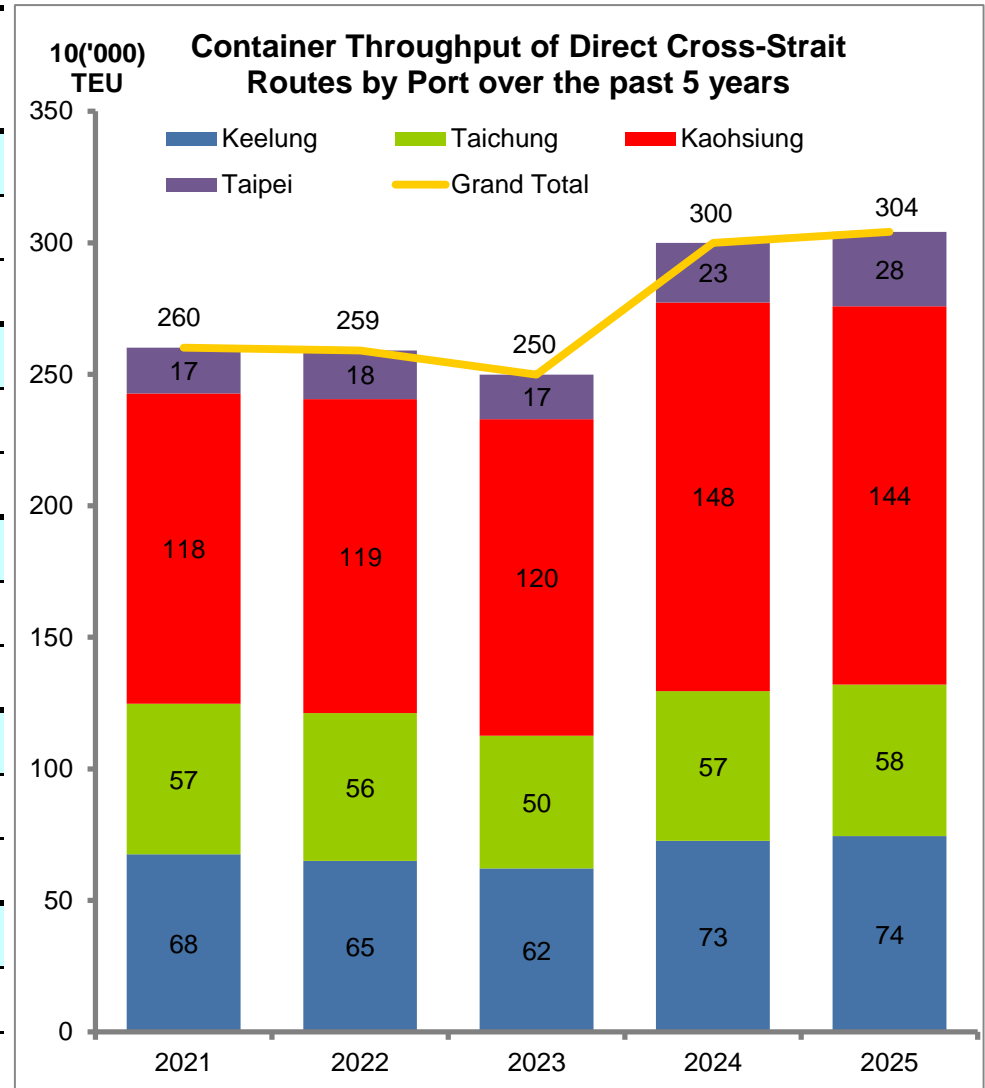


Data Source: Keelung, Taichung, Kaohsiung, Hualien Branches, and Taipei, Suao, Anping Branches Offices

Table VII. Container Throughput of Direct Cross-Strait Routes by Port

Unit: 10('000) TEU

Port		2025	2024	Change	Percent Change
Container Throughput of Direct Cross-Strait Routes	Grand Total	304	300	4	1.41
	Inbound	145	142	3	1.96
	Outbound	159	158	1	0.91
Keelung	Count	74	73	2	2.55
	Inbound	38	37	1	3.69
	Outbound	36	36	0.5	1.40
Taichung	Count	58	57	1	1.08
	Inbound	30	29	1	2.52
	Outbound	28	28	-0	-0.44
Kaohsiung	Count	144	148	-4	-2.60
	Inbound	64	66	-1.6	-2.46
	Outbound	80	82	-2.2	-2.71
Taipei	Count	28	23	5.6	24.70
	Inbound	13	11	2.3	21.52
	Outbound	15	12	3	27.58

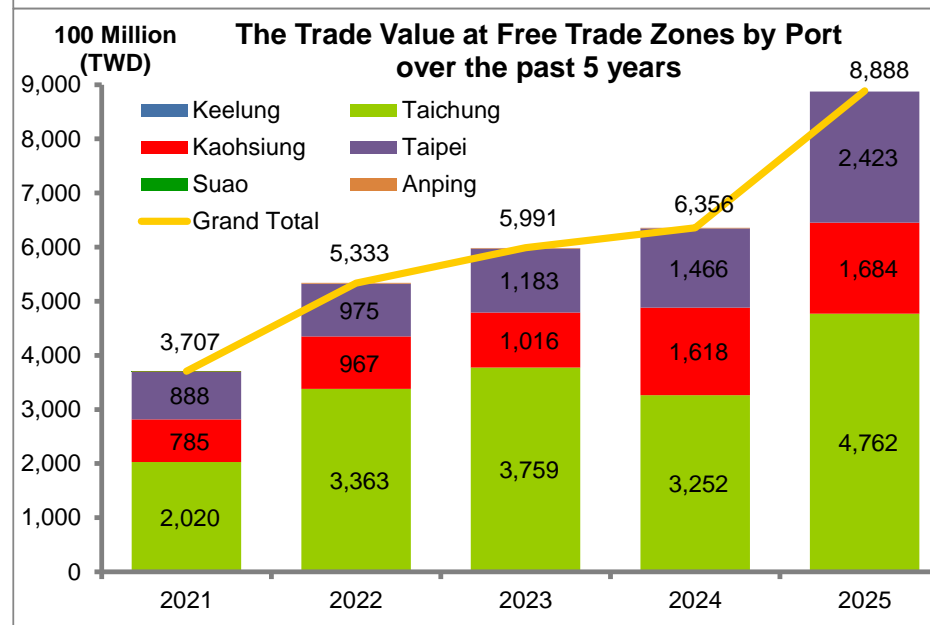
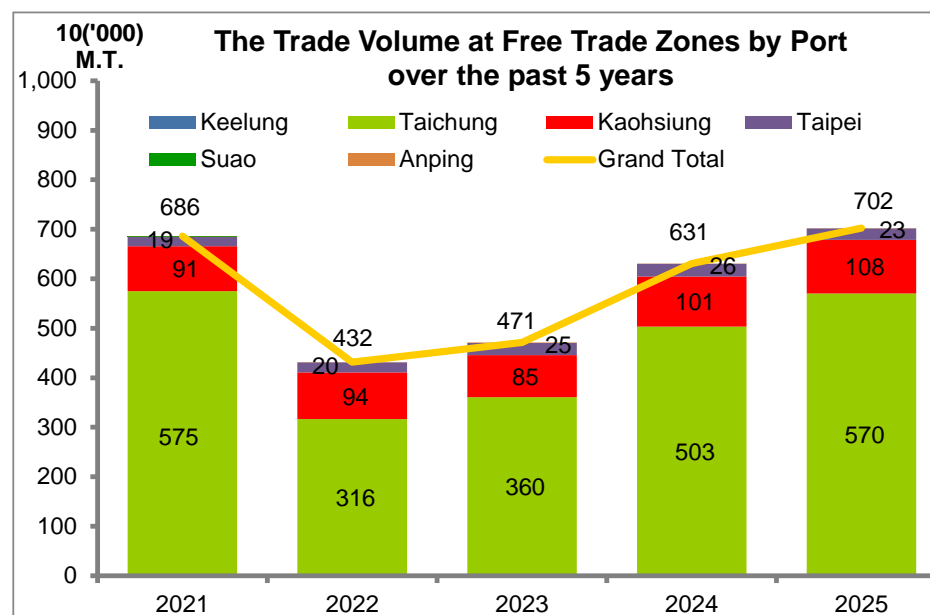


Data Source: Keelung, Taichung, Kaohsiung, Hualien Branches, and Taipei, Suao, Anping Branches Offices

Table VIII. The Trade Volume and Value at Free Trade Zones by Port

Port		Unit	2025	2024	Change	Percent Change
Free Trade Zone Enterprise	Resident Company	Number	85	85	-	-
	Trade Volume	10('000)M.T.	702	631	72	11.36
	Trade Value	100 Million (TWD)	8,888	6,356	2,532	39.83
Keelung	Resident Company	Number	8	8	-	-
	Trade Volume	10('000)M.T.	0.51	0.43	0.07	17.25
	Trade Value	100 Million (TWD)	9	10	-1	-13.87
Taichung	Resident Company	Number	29	29	-	-
	Trade Volume	10('000)M.T.	570	503	67	13.24
	Trade Value	100 Million (TWD)	4,762	3,252	1,509	46.40
Kaohsiung	Resident Company	Number	34	35	-1	-2.86
	Trade Volume	10('000)M.T.	108	101	7	7.05
	Trade Value	100 Million (TWD)	1,684	1,618	66	4.10
Taipei	Resident Company	Number	8	8	-	-
	Trade Volume	10('000)M.T.	23	26	-2	-8.99
	Trade Value	100 Million (TWD)	2,423	1,466	957	65.25
Suao	Resident Company	Number	1	1	-	-
	Trade Volume	10('000)M.T.	-	-	-	-
	Trade Value	100 Million (TWD)	-	-	-	-
Anping	Resident Company	Number	5	4	1	25.00
	Trade Volume	10('000)M.T.	0.46	0.35	0.11	33.11
	Trade Value	100 Million (TWD)	11	10	1	8.44

Data Source: Keelung, Taichung, Kaohsiung, Hualien Branches, and Taipei, Suao, Anping Branches Offices



Statistical Tables

Table 1. Inbound and Outbound Vessels

Unit: Vessel, Ton

Year	Grand Total		Inbound						Outbound					
			Total		Foreign Countries		Domestic Area		Total		Foreign Countries		Domestic Area	
	Vessels	Gross Tonnage	Vessels	Gross Tonnage	Vessels	Gross Tonnage	Vessels	Gross Tonnage	Vessels	Gross Tonnage	Vessels	Gross Tonnage	Vessels	Gross Tonnage
2023	79,279	1,441,420,614	39,653	721,171,163	24,211	619,187,193	15,442	101,983,970	39,626	720,249,451	23,235	603,473,285	16,391	116,776,166
Keelung	10,136	153,946,373	5,066	77,012,108	3,349	61,846,629	1,717	15,165,479	5,070	76,934,265	2,842	56,161,818	2,228	20,772,447
Taichung	23,870	266,476,077	11,931	133,172,645	5,905	114,893,125	6,026	18,279,520	11,939	133,303,432	5,699	112,218,934	6,240	21,084,498
Kaohsiung	30,835	795,741,814	15,434	398,208,874	11,253	354,934,368	4,181	43,274,506	15,401	397,532,940	11,297	351,284,544	4,104	46,248,396
Hualien	2,120	16,161,891	1,058	8,030,504	175	3,324,063	883	4,706,441	1,062	8,131,387	135	2,952,761	927	5,178,626
Taipei	9,916	189,056,543	4,955	94,675,192	3,092	79,743,718	1,863	14,931,474	4,961	94,381,351	2,867	76,973,689	2,094	17,407,662
Suao	727	9,690,945	368	4,888,053	198	3,033,422	170	1,854,631	359	4,802,892	168	2,584,582	191	2,218,310
Anping	1,675	10,346,971	841	5,183,787	239	1,411,868	602	3,771,919	834	5,163,184	227	1,296,957	607	3,866,227
2024	77,263	1,421,366,984	38,615	710,315,119	23,093	610,135,783	15,522	100,179,336	38,648	711,051,865	22,175	599,430,913	16,473	111,620,952
Keelung	9,774	170,211,314	4,890	85,105,578	3,206	69,015,455	1,684	16,090,123	4,884	85,105,736	2,773	64,038,720	2,111	21,067,016
Taichung	23,105	261,940,432	11,563	131,125,095	5,742	113,021,658	5,821	18,103,437	11,542	130,815,337	5,507	110,402,519	6,035	20,412,818
Kaohsiung	30,074	773,926,252	15,021	386,582,082	10,740	346,148,937	4,281	40,433,145	15,053	387,344,170	10,817	347,019,511	4,236	40,324,659
Hualien	2,035	15,221,048	1,016	7,605,734	152	3,154,752	864	4,450,982	1,019	7,615,314	115	2,597,762	904	5,017,552
Taipei	9,800	175,378,961	4,896	87,621,108	2,791	73,756,710	2,105	13,864,398	4,904	87,757,853	2,568	71,063,152	2,336	16,694,701
Suao	805	9,592,080	401	4,757,839	233	3,126,016	168	1,631,823	404	4,834,241	185	2,569,864	219	2,264,377
Anping	1,670	15,096,897	828	7,517,683	229	1,912,255	599	5,605,428	842	7,579,214	210	1,739,385	632	5,839,829
2025	78,476	1,397,411,776	39,257	698,374,280	21,699	591,070,396	17,558	107,303,884	39,219	699,037,496	20,711	577,504,233	18,508	121,533,263
Keelung	9,468	170,460,879	4,739	85,254,598	3,139	70,617,021	1,600	14,637,577	4,729	85,206,281	2,588	65,062,147	2,141	20,144,134
Taichung	26,282	259,954,412	13,145	129,812,912	5,210	105,907,193	7,935	23,905,719	13,137	130,141,500	5,002	103,058,398	8,135	27,083,102
Kaohsiung	28,899	748,992,334	14,447	374,213,547	9,894	330,172,417	4,553	44,041,130	14,452	374,778,787	9,979	332,707,075	4,473	42,071,712
Hualien	2,103	14,765,366	1,054	7,382,945	159	3,026,718	895	4,356,227	1,049	7,382,421	125	2,593,345	924	4,789,076
Taipei	9,522	180,537,810	4,770	90,315,023	2,848	76,790,758	1,922	13,524,265	4,752	90,222,787	2,614	70,228,346	2,138	19,994,441
Suao	746	9,576,253	372	4,780,314	236	3,233,084	136	1,547,230	374	4,795,939	204	2,738,652	170	2,057,287
Anping	1,456	13,124,722	730	6,614,941	213	1,323,205	517	5,291,736	726	6,509,781	199	1,116,270	527	5,393,511

Source: Keelung, Taichung, Kaohsiung, Hualien Branches, and Taipei, Suao, Anping Branch Offices

Table 2. Inbound Vessels by Gross Tonnage

Unit: Vessel

Year	Grand Total	<1,000 Tons	1,000-4,999 Tons	5,000-9,999 Tons	10,000-19,999 Tons	20,000-39,999 Tons	40,000-59,999 Tons	≥ 60,000 Tons
2023	39,653	7,369	6,690	8,155	7,881	5,686	1,432	2,440
Keelung	5,066	426	850	1,785	1,146	565	94	200
Taichung	11,931	4,241	1,495	2,297	1,925	1,425	329	219
Kaohsiung	15,434	1,371	2,770	2,776	3,285	2,692	855	1,685
Hualien	1,058	222	257	424	72	57	22	4
Taipei	4,955	855	920	652	1,228	863	113	324
Suao	368	33	81	101	70	64	19	-
Anping	841	221	317	120	155	20	-	8
2024	38,615	7,413	6,321	8,368	7,171	5,422	1,498	2,422
Keelung	4,890	451	737	1,813	950	518	99	322
Taichung	11,563	4,006	1,603	2,311	1,702	1,340	366	235
Kaohsiung	15,021	1,598	2,501	2,873	2,964	2,591	893	1,601
Hualien	1,016	252	203	404	79	52	23	3
Taipei	4,896	900	884	680	1,299	803	71	259
Suao	401	24	106	131	66	58	16	-
Anping	828	182	287	156	111	60	30	2
2025	39,257	9,078	5,981	7,939	6,914	5,488	1,466	2,391
Keelung	4,739	434	664	1,717	951	546	79	348
Taichung	13,145	5,619	1,682	2,264	1,614	1,363	379	224
Kaohsiung	14,447	1,707	2,316	2,632	2,822	2,538	883	1,549
Hualien	1,054	300	159	435	79	62	19	0
Taipei	4,770	793	828	733	1,242	830	74	270
Suao	372	6	116	96	72	70	12	-
Anping	730	219	216	62	134	79	20	-

Source: Keelung, Taichung, Kaohsiung, Hualien Branches, and Taipei, Suao, Anping Branch Offices

Table3. Inbound Vessels by Nationality

Unit: Vessel, Ton

Nationality	Grand Total		R.O.C.		Japan		South Korea		Hong Kong		Mainland China		Vietnam		Thailand	
	V.	G.T.	V.	G.T.	V.	G.T.	V.	G.T.	V.	G.T.	V.	G.T.	V.	G.T.	V.	G.T.
2023	39,653	721,171,163	14,703	107,787,597	228	9,748,551	593	7,177,452	4,201	93,590,045	2,692	26,887,742	95	1,152,481	35	430,985
Keelung	5,066	77,012,108	1,697	15,712,675	5	34,979	49	1,007,609	868	11,433,470	493	5,154,204	9	76,351	9	85,492
Taichung	11,931	133,172,645	5,760	23,337,280	47	1,746,457	158	1,079,775	1,101	14,245,526	793	8,122,009	33	499,665	4	80,772
Kaohsiung	15,434	398,208,874	3,954	46,484,577	131	5,266,709	275	4,141,742	1,727	59,108,888	880	10,884,618	43	537,110	14	207,884
Hualien	1,058	8,030,504	890	4,654,714	1	14	2	10,855	16	454,430	17	148,355	-	-	2	625
Taipei	4,955	94,675,192	1,859	14,222,647	44	2,700,392	65	726,081	446	7,830,374	455	2,320,034	2	9,437	6	56,212
Suao	368	4,888,053	158	1,595,731	-	-	3	48,686	25	387,343	28	160,619	2	4,258	-	-
Anping	841	5,183,787	385	1,779,973	-	-	41	162,704	18	130,014	26	97,903	6	25,660	-	-
2024	38,615	710,315,119	14,982	112,502,492	303	10,297,539	717	9,058,094	4,145	95,250,725	2,255	24,546,529	115	1,639,868	26	300,358
Keelung	4,890	85,105,578	1,796	18,120,714	12	117,066	53	977,336	761	9,288,950	403	4,182,756	9	110,685	1	9,892
Taichung	11,563	131,125,095	5,573	22,221,671	68	1,909,566	162	1,012,122	1,096	13,590,429	730	7,487,439	30	401,865	2	43,204
Kaohsiung	15,021	386,582,082	4,304	47,652,492	149	4,941,374	388	6,351,964	1,759	64,466,647	760	10,910,309	63	947,673	16	219,282
Hualien	1,016	7,605,734	875	4,532,331	1	8	7	42,563	12	247,547	19	133,914	1	31,696	-	-
Taipei	4,896	87,621,108	1,981	15,652,412	71	3,284,581	66	493,785	495	7,435,336	271	1,489,089	6	72,691	6	20,544
Suao	401	4,757,839	128	1,317,061	2	44,944	2	43,832	15	181,666	39	236,287	5	73,307	-	-
Anping	828	7,517,683	325	3,005,811	-	-	39	136,492	7	40,150	33	106,735	1	1,951	1	7,436
2025	39,257	698,374,280	16,647	108,886,523	237	8,583,316	805	13,184,937	3,836	80,537,464	2,194	23,750,217	171	2,293,221	19	155,640
Keelung	4,739	85,254,598	1,668	14,642,593	14	366,724	59	1,433,569	798	9,996,600	437	4,558,484	3	20,518	1	7,498
Taichung	13,145	129,812,912	7,162	23,436,896	51	1,477,093	197	1,597,377	959	11,489,879	681	7,177,762	35	473,021	1	33,312
Kaohsiung	14,447	374,213,547	4,593	45,746,931	127	4,474,612	451	9,297,675	1,470	50,775,224	669	9,566,092	96	1,322,980	15	102,623
Hualien	1,054	7,382,945	877	4,147,955	-	-	5	66,149	12	157,779	17	90,421	6	101,760	-	-
Taipei	4,770	90,315,023	1,905	17,385,113	43	2,219,943	62	640,129	584	7,985,391	330	2,058,974	26	325,361	1	8,479
Suao	372	4,780,314	115	1,263,870	2	44,944	11	82,397	9	93,506	35	210,079	5	49,581	-	-
Anping	730	6,614,941	327	2,263,165	-	-	20	67,641	4	39,085	25	88,405	-	-	1	3,728

Source: Keelung, Taichung, Kaohsiung, Hualien Branches, and Taipei, Suao, Anping Branch Offices

Table3. Inbound Vessels by Nationality(Cont.1)

Unit: Vessel, Ton

Nationality	Malaysia		Singapore		Philippines		Cambodia		Indonesia		India		Saudi Arabia		Kuwait	
	V.	G.T.	V.	G.T.	V.	G.T.	V.	G.T.	V.	G.T.	V.	G.T.	V.	G.T.	V.	G.T.
2023	95	747,965	3,465	97,242,006	71	1,033,408	-	-	112	1,135,783	10	148,507	29	1,688,646	4	197,576
Keelung	5	48,660	365	7,558,711	19	186,261	-	-	13	240,796	-	-	3	101,451	-	-
Taichung	70	374,951	802	15,831,680	15	301,081	-	-	14	240,895	2	24,060	11	314,225	-	-
Kaohsiung	13	185,545	1,513	47,805,234	29	471,091	-	-	46	481,253	8	124,447	13	1,171,542	4	197,576
Hualien	3	28	6	173,533	7	66,360	-	-	-	-	-	-	-	-	-	-
Taipei	3	135,659	706	25,275,866	-	-	-	-	20	116,905	-	-	2	101,428	-	-
Suao	-	-	16	304,441	-	-	-	-	-	-	-	-	-	-	-	-
Anping	1	3,122	57	292,541	1	8,615	-	-	19	55,934	-	-	-	-	-	-
2024	133	1,431,838	2,790	93,273,378	62	701,986	-	-	256	1,743,298	42	592,116	12	626,781	-	-
Keelung	4	16,754	226	5,431,741	13	124,364	-	-	50	364,396	1	28,799	1	29,646	-	-
Taichung	91	1,056,219	582	12,911,445	9	112,410	-	-	53	364,138	3	71,496	7	209,009	-	-
Kaohsiung	21	289,432	1,341	49,101,949	32	382,483	-	-	82	575,367	3	70,771	4	388,126	-	-
Hualien	1	16	3	110,714	4	37,103	-	-	3	23,271	-	-	-	-	-	-
Taipei	1	9,799	601	25,467,820	4	45,626	-	-	16	84,878	35	421,050	-	-	-	-
Suao	-	-	1	48,020	-	-	-	-	32	233,558	-	-	-	-	-	-
Anping	15	59,618	36	201,689	-	-	-	-	20	97,690	-	-	-	-	-	-
2025	112	994,458	3,119	125,179,676	59	602,994	-	-	167	1,427,886	16	566,275	17	1,418,945	3	146,892
Keelung	8	68,841	249	7,062,857	14	135,961	-	-	18	122,578	-	-	-	-	-	-
Taichung	71	539,049	602	12,397,116	6	84,833	-	-	59	446,644	5	174,802	6	190,886	-	-
Kaohsiung	22	302,498	1,615	74,378,894	30	319,560	-	-	64	709,355	10	347,241	11	1,228,059	3	146,892
Hualien	3	65	9	337,650	2	25,408	-	-	-	-	-	-	-	-	-	-
Taipei	1	48,039	616	30,620,707	2	19,627	-	-	19	103,619	-	-	-	-	-	-
Suao	-	-	9	254,801	-	-	-	-	7	45,690	1	44,232	-	-	-	-
Anping	7	35,966	19	127,651	5	17,605	-	-	-	-	-	-	-	-	-	-

Source: Keelung, Taichung, Kaohsiung, Hualien Branches, and Taipei, Suao, Anping Branch Offices

Table3. Inbound Vessels by Nationality(Cont.2)

Unit: Vessel, Ton

Nationality	Liberia		U.S.A.		Panama		Bahamas		Honduras		St.Vincent & Grenadines		Antigua and Barbuda	
	V.	G.T.	V.	G.T.	V.	G.T.	V.	G.T.	V.	G.T.	V.	G.T.	V.	G.T.
2023	2,409	94,124,696	12	138,839	5,180	132,057,385	420	12,482,511	1	1,524	60	108,777	119	1,659,568
Keelung	406	11,916,102	1	12,184	438	6,548,350	102	1,659,479	-	-	4	7,733	18	190,931
Taichung	428	11,092,880	5	67,146	1,178	27,336,979	96	2,247,046	-	-	-	-	40	517,252
Kaohsiung	1,366	62,667,274	4	250	2,585	69,449,484	192	6,938,347	1	1,524	55	99,165	57	910,515
Hualien	11	225,717	-	-	74	1,568,598	3	172,255	-	-	-	-	1	12,838
Taipei	184	7,846,562	1	59,250	806	25,749,833	27	1,465,384	-	-	-	-	-	-
Suao	11	357,188	-	-	65	1,153,765	-	-	-	-	-	-	-	-
Anping	3	18,973	1	9	34	250,376	-	-	-	-	1	1,879	3	28,032
2024	2,265	93,718,123	15	192,794	5,172	123,796,815	229	13,253,737	1	1,524	45	84,485	110	1,722,381
Keelung	362	11,455,523	1	61,321	444	6,158,615	90	6,473,360	-	-	-	-	13	205,008
Taichung	434	12,401,163	4	61,692	1,254	27,362,585	40	2,543,903	-	-	3	4,427	25	351,821
Kaohsiung	1,268	62,376,071	10	69,781	2,519	63,869,339	90	3,772,173	1	1,524	41	78,228	66	1,110,178
Hualien	14	305,510	-	-	63	1,654,187	5	248,075	-	-	-	-	-	-
Taipei	177	6,941,958	-	-	749	22,856,320	4	216,226	-	-	-	-	3	25,751
Suao	7	214,724	-	-	114	1,691,813	-	-	-	-	-	-	-	-
Anping	3	23,174	-	-	29	203,956	-	-	-	-	1	1,830	3	29,623
2025	1,796	74,344,609	20	221,705	4,941	117,444,273	294	17,587,708	1	1,524	48	92,290	117	1,843,195
Keelung	265	9,663,309	-	-	455	6,001,574	115	8,286,694	-	-	6	9,363	23	404,353
Taichung	328	10,245,891	5	83,884	1,297	26,601,480	50	3,258,021	-	-	2	3,758	34	461,588
Kaohsiung	1,019	48,116,781	12	135,382	2,285	61,126,682	105	5,114,568	1	1,524	40	79,169	58	950,103
Hualien	9	195,841	2	30	78	1,823,602	9	237,527	-	-	-	-	-	-
Taipei	156	5,660,810	-	-	638	19,776,466	13	634,077	-	-	-	-	2	27,151
Suao	12	386,247	1	2,409	123	1,663,626	1	32,477	-	-	-	-	-	-
Anping	7	75,730	-	-	65	450,843	1	24,344	-	-	-	-	-	-

Source: Keelung, Taichung, Kaohsiung, Hualien Branches, and Taipei, Suao, Anping Branch Offices

Table3. Inbound Vessels by Nationality(Cont.3)

Unit: Vessel, Ton

Nationality	Belize		New Zealand		Tuvalu		Marshall Islands		France		Germany		Italy		Netherlands	
	V.	G.T.	V.	G.T.	V.	G.T.	V.	G.T.	V.	G.T.	V.	G.T.	V.	G.T.	V.	G.T.
2023	368	1,327,656	-	-	81	705,783	1,383	41,653,503	12	503,775	76	11,065,210	64	5,713,038	205	2,099,338
Keelung	31	84,310	-	-	9	40,413	236	5,617,534	4	11,416	5	617,800	29	3,166,258	4	262,144
Taichung	124	492,734	-	-	28	306,175	440	11,972,502	3	8,562	5	32,734	2	94,279	84	605,127
Kaohsiung	139	434,536	-	-	32	269,210	591	21,464,281	3	469,911	66	10,414,676	31	2,321,953	53	680,490
Hualien	2	5,997	-	-	2	33,225	8	196,744	1	22	-	-	-	-	1	82,862
Taipei	50	171,867	-	-	9	43,140	67	1,678,512	-	-	-	-	2	130,548	-	-
Suao	18	124,099	-	-	-	-	27	599,850	-	-	-	-	-	-	-	-
Anping	4	14,113	-	-	1	13,620	14	124,080	1	13,864	-	-	-	-	63	468,715
2024	334	1,152,595	-	-	114	858,024	1,491	42,045,177	34	635,955	75	12,194,455	62	5,694,855	142	2,091,131
Keelung	29	116,364	-	-	7	49,562	314	6,691,288	15	77,732	15	1,853,400	35	3,783,224	5	265,629
Taichung	103	409,055	-	-	31	277,262	424	12,493,239	14	90,794	5	64,353	-	-	25	451,319
Kaohsiung	142	422,459	-	-	53	444,471	639	20,712,978	5	467,429	55	10,276,702	24	1,736,652	33	461,590
Hualien	-	-	-	-	-	-	1	66,172	-	-	-	-	-	-	1	82,862
Taipei	35	113,663	-	-	3	13,322	59	1,472,831	-	-	-	-	3	174,979	-	-
Suao	18	72,746	-	-	5	17,252	20	308,999	-	-	-	-	-	-	-	-
Anping	7	18,308	-	-	15	56,155	34	299,670	-	-	-	-	-	-	78	829,731
2025	271	900,189	-	-	118	1,146,802	1,506	42,288,414	31	549,579	34	5,456,548	72	7,141,339	213	2,077,226
Keelung	15	61,238	-	-	12	109,176	313	5,982,241	9	70,940	11	1,359,160	56	5,751,729	6	167,122
Taichung	84	328,993	-	-	42	451,588	528	14,957,679	16	112,374	1	12,968	-	-	138	845,123
Kaohsiung	135	406,108	-	-	51	485,286	586	19,340,644	5	366,259	22	4,084,420	15	1,327,476	16	127,591
Hualien	-	-	-	-	-	-	2	41,515	1	6	-	-	-	-	-	-
Taipei	21	44,317	-	-	6	71,326	52	1,447,385	-	-	-	-	1	62,134	-	-
Suao	12	46,822	-	-	-	-	19	466,831	-	-	-	-	-	-	-	-
Anping	4	12,711	-	-	7	29,426	6	52,119	-	-	-	-	-	-	53	937,390

Source: Keelung, Taichung, Kaohsiung, Hualien Branches, and Taipei, Suao, Anping Branch Offices

Table3. Inbound Vessels by Nationality (End)

Nationality	Unit: Vessel, Ton															
	United Kingdom		Norway		Denmark		Portugal		Greece		Cyprus		Malta		Others	
	V.	G.T.	V.	G.T.	V.	G.T.	V.	G.T.	V.	G.T.	V.	G.T.	V.	G.T.	V.	G.T.
2023	233	11,966,356	132	2,963,826	78	2,089,259	88	2,512,226	24	2,083,347	228	6,023,087	636	31,424,952	1,511	9,497,763
Keelung	8	921,974	6	358,258	11	331,826	4	89,757	1	23,278	7	306,655	89	2,676,233	118	528,814
Taichung	38	864,134	42	590,736	27	523,174	23	436,184	6	419,366	84	1,428,667	170	4,028,273	298	3,910,319
Kaohsiung	139	8,613,535	55	1,596,417	31	1,144,797	50	1,683,567	16	1,603,011	96	3,105,658	352	23,757,370	870	3,514,687
Hualien	-	-	-	-	1	1,167	1	8,445	-	-	-	-	-	-	9	213,720
Taipei	36	1,564,313	8	220,129	-	-	10	294,273	1	37,692	26	805,046	11	819,536	109	294,072
Suao	-	-	-	-	-	-	-	-	-	-	3	67,382	-	-	12	84,691
Anping	12	2,400	21	198,286	8	88,295	-	-	-	-	12	309,679	14	143,540	95	951,460
2024	163	8,820,160	216	4,081,495	52	1,094,017	126	3,559,536	21	1,731,561	251	4,853,553	407	26,070,996	1,452	10,696,748
Keelung	11	826,396	8	321,518	1	23,232	17	293,585	1	32,351	12	307,318	63	6,458,946	117	848,107
Taichung	28	585,392	111	1,297,560	30	488,773	49	894,934	9	574,582	100	1,541,781	109	2,673,647	359	5,165,800
Kaohsiung	108	7,140,616	50	1,532,426	19	560,694	58	2,344,677	11	1,124,628	94	2,164,966	228	16,601,552	585	3,015,079
Hualien	-	-	2	74,894	1	1,167	1	9,611	-	-	-	-	-	-	2	4,093
Taipei	14	241,206	3	49,961	-	-	-	-	-	-	1	38,851	6	291,541	286	706,888
Suao	-	-	-	-	-	-	-	-	-	-	2	85,801	1	45,310	10	142,519
Anping	2	26,550	42	805,136	1	20,151	1	16,729	-	-	42	714,836	-	-	93	814,262
2025	143	8,584,101	152	2,702,739	120	1,880,803	150	4,933,022	22	1,253,983	272	6,652,916	315	23,725,505	1,219	9,817,366
Keelung	5	515,529	10	386,735	4	33,986	1	8,445	1	43,837	10	300,033	62	6,519,329	91	1,163,582
Taichung	26	98,253	97	1,045,191	74	791,299	61	1,304,285	10	692,083	115	1,803,539	62	3,012,588	340	4,183,657
Kaohsiung	112	7,970,319	36	1,075,682	41	1,035,367	76	3,321,062	11	518,063	97	3,481,257	184	13,850,087	364	2,581,081
Hualien	-	-	2	74,894	-	-	1	8,445	-	-	1	19,128	1	3,370	17	51,400
Taipei	-	-	5	99,077	-	-	11	290,785	-	-	1	40,030	5	296,106	270	449,977
Suao	-	-	-	-	-	-	-	-	-	-	-	-	1	44,025	9	48,777
Anping	-	-	2	21,160	1	20,151	-	-	-	-	48	1,008,929	-	-	128	1,338,892

Source: Keelung, Taichung, Kaohsiung, Hualien Branches, and Taipei, Suao, Anping Branch Offices

Table 4. Inbound Vessels by Trade Area

Unit: Vessel

Year	Grand Total	Foreign Country										
		Count	Japan	South Korea	Hong Kong	Mainland China	Russia	Vietnam	Thailand	Malaysia	Singapore	The Philippines
2023	39,653	24,211	3,942	2,701	2,223	7,980	220	1,116	435	629	960	798
Keelung	5,066	3,349	779	337	273	1,482	14	30	4	40	110	21
Taichung	11,931	5,905	978	481	519	1,854	81	293	153	158	210	73
Kaohsiung	15,434	11,253	1,198	1,445	1,169	3,425	50	636	202	381	525	659
Hualien	1,058	175	39	3	1	26	-	9	13	-	2	4
Taipei	4,955	3,092	870	354	248	1,129	33	105	59	14	77	32
Suao	368	198	65	1	4	34	41	22	1	7	-	-
Anping	841	239	13	80	9	30	1	21	3	29	36	9
2024	38,615	23,093	4,030	2,221	1,922	7,709	239	1,141	355	688	843	670
Keelung	4,890	3,206	717	282	246	1,375	22	24	1	50	98	18
Taichung	11,563	5,742	915	447	447	1,879	93	247	132	179	226	56
Kaohsiung	15,021	10,740	1,352	1,199	987	3,315	54	733	155	395	459	566
Hualien	1,016	152	39	2	2	24	-	7	16	1	1	2
Taipei	4,896	2,791	911	212	219	1,044	30	80	45	23	37	25
Suao	401	233	86	6	5	41	40	24	-	9	-	-
Anping	828	229	10	73	16	31	-	26	6	31	22	3
2025	39,257	21,699	3,790	1,881	1,399	7,737	197	1,191	361	584	762	695
Keelung	4,739	3,139	721	308	191	1,430	9	39	4	52	83	18
Taichung	13,145	5,210	796	387	387	1,755	83	235	118	142	230	41
Kaohsiung	14,447	9,894	1,328	902	657	3,267	74	707	152	337	385	600
Hualien	1,054	159	38	11	-	19	1	11	13	-	-	3
Taipei	4,770	2,848	812	208	154	1,204	15	137	69	18	48	11
Suao	372	236	85	-	1	39	14	38	4	7	-	2
Anping	730	213	10	65	9	23	1	24	1	28	16	20

Source: Keelung, Taichung, Kaohsiung, Hualien Branches, and Taipei, Suao, Anping Branch Offices

Table 4. Inbound Vessels by Trade Area(Cont.1)

Unit: Vessel

Year	Foreign Country										
	Indonesia	India	Iran	Saudi Arabia	Ryukyu	State of Qatar	United Arab Emirates	Other Asian Areas	Republic of South Africa	Nigeria	Other African Areas
2023	704	51	-	93	397	88	31	85	56	-	19
Keelung	36	-	-	9	87	-	-	2	1	-	-
Taichung	261	3	-	31	176	86	1	36	29	-	3
Kaohsiung	334	26	-	44	119	2	30	37	25	-	5
Hualien	5	21	-	-	12	-	-	1	1	-	2
Taipei	58	-	-	9	-	-	-	8	-	-	9
Suao	7	-	-	-	3	-	-	1	-	-	-
Anping	3	1	-	-	-	-	-	-	-	-	-
2024	760	40	1	76	413	87	41	104	29	-	17
Keelung	69	-	-	5	154	-	-	5	-	-	-
Taichung	277	1	1	32	172	82	3	24	14	-	7
Kaohsiung	342	22	-	33	73	5	37	55	15	-	7
Hualien	1	15	-	-	5	-	-	-	-	-	2
Taipei	56	2	-	6	6	-	-	20	-	-	-
Suao	9	-	-	-	3	-	-	-	-	-	1
Anping	6	-	-	-	-	-	1	-	-	-	-
2025	749	49	1	64	338	85	53	91	41	-	19
Keelung	25	1	-	2	136	-	-	7	-	-	-
Taichung	263	5	1	21	134	79	1	19	25	-	2
Kaohsiung	366	27	-	31	45	6	52	37	16	-	14
Hualien	1	16	-	-	11	-	-	-	-	-	3
Taipei	62	-	-	10	3	-	-	28	-	-	-
Suao	21	-	-	-	6	-	-	-	-	-	-
Anping	11	-	-	-	3	-	-	-	-	-	-

Source: Keelung, Taichung, Kaohsiung, Hualien Branches, and Taipei, Suao, Anping Branch Offices

Table 4. Inbound Vessels by Trade Area(Cont.2)

Unit: Vessel

Year	Foreign Country										
	U.S.A.	Canada	Mexico	Panama	Other Central American Areas	Argentina	Brazil	Chile	Venezuela	Other South American Areas	Australia
2023	411	60	24	60	15	9	142	62	-	11	690
Keelung	39	-	-	-	-	-	-	42	-	-	15
Taichung	74	12	-	1	2	4	59	12	-	5	277
Kaohsiung	237	46	23	50	12	5	74	7	-	6	371
Hualien	-	-	-	-	-	-	9	-	-	-	14
Taipei	54	1	1	9	1	-	-	1	-	-	7
Suao	5	1	-	-	-	-	-	-	-	-	4
Anping	2	-	-	-	-	-	-	-	-	-	2
2024	468	45	44	27	3	16	146	72	-	34	664
Keelung	53	-	-	1	-	-	-	42	-	-	17
Taichung	92	17	-	1	-	8	55	18	-	20	261
Kaohsiung	255	27	44	24	3	8	82	11	-	13	360
Hualien	-	-	-	-	-	-	9	-	-	-	15
Taipei	62	-	-	1	-	-	-	1	-	1	6
Suao	6	1	-	-	-	-	-	-	-	-	2
Anping	-	-	-	-	-	-	-	-	-	-	3
2025	539	43	37	34	5	3	96	46	-	34	574
Keelung	48	-	-	-	-	-	-	26	-	-	9
Taichung	121	13	1	1	1	1	40	16	-	27	206
Kaohsiung	309	30	36	33	4	2	47	3	-	5	327
Hualien	-	-	-	-	-	-	7	-	-	-	13
Taipei	54	-	-	-	-	-	2	1	-	-	8
Suao	7	-	-	-	-	-	-	-	-	2	10
Anping	-	-	-	-	-	-	-	-	-	-	1

Source: Keelung, Taichung, Kaohsiung, Hualien Branches, and Taipei, Suao, Anping Branch Offices

Table 4. Inbound Vessels by Trade Area(End)

Unit: Vessel

Year	Foreign Country											Domestic Area	
	New Zealand	Other Oceania Areas	Belgium	France	Germany	Italy	Netherlands	United Kingdom	Spain	Sweden	Other European Areas		Antarctica
2023	42	104	15	-	7	4	8	1	-	-	18	-	15,442
Keelung	25	2	-	-	-	1	-	-	-	-	-	-	1,717
Taichung	2	9	3	-	3	-	4	1	-	-	11	-	6,026
Kaohsiung	15	79	4	-	-	2	4	-	-	-	6	-	4,181
Hualien	-	12	-	-	-	-	-	-	-	-	1	-	883
Taipei	-	-	8	-	4	1	-	-	-	-	-	-	1,863
Suao	-	2	-	-	-	-	-	-	-	-	-	-	170
Anping	-	-	-	-	-	-	-	-	-	-	-	-	602
2024	42	93	9	2	7	-	9	-	-	-	26	-	15,522
Keelung	25	1	1	-	-	-	-	-	-	-	-	-	1,684
Taichung	3	7	1	-	3	-	2	-	-	-	20	-	5,821
Kaohsiung	14	73	4	2	3	-	7	-	-	-	6	-	4,281
Hualien	-	11	-	-	-	-	-	-	-	-	-	-	864
Taipei	-	-	3	-	1	-	-	-	-	-	-	-	2,105
Suao	-	-	-	-	-	-	-	-	-	-	-	-	168
Anping	-	1	-	-	-	-	-	-	-	-	-	-	599
2025	42	82	17	-	31	2	6	4	-	-	16	-	17,558
Keelung	24	3	1	-	-	-	-	1	-	-	1	-	1,600
Taichung	-	5	13	-	28	1	2	1	-	-	9	-	7,935
Kaohsiung	18	62	2	-	2	1	3	-	-	-	6	-	4,553
Hualien	-	12	-	-	-	-	-	-	-	-	-	-	895
Taipei	-	-	1	-	1	-	-	2	-	-	-	-	1,922
Suao	-	-	-	-	-	-	-	-	-	-	-	-	136
Anping	-	-	-	-	-	-	1	-	-	-	-	-	517

Source: Keelung, Taichung, Kaohsiung, Hualien Branches, and Taipei, Suao, Anping Branch Offices

Table 5. Inbound Vessels by Type

Unit: Vessel, Ton

Year	Grand Total		Passenger Ship		Passenger-cargo Ship		Cargo Ship							
							Count		Container		Reefer		Grain Carrier	
	V.	G.R.T	V.	G.R.T	V.	G.R.T	V.	G.R.T	V.	G.R.T	V.	G.R.T	V.	G.R.T
2023	39,653	721,171,163	833	11,990,655	637	6,779,101	38,183	702,401,407	15,452	456,482,493	60	338,250	-	-
Keelung	5,066	77,012,108	192	6,267,354	356	3,669,191	4,518	67,075,563	2,773	53,055,707	15	176,261	-	-
Taichung	11,931	133,172,645	435	335,889	58	1,341,304	11,438	131,495,452	3,300	51,832,559	-	-	-	-
Kaohsiung	15,434	398,208,874	147	4,960,085	173	1,318,500	15,114	391,930,289	7,643	290,198,932	45	161,989	-	-
Hualien	1,058	8,030,504	11	403,939	3	11,395	1,044	7,615,170	-	-	-	-	-	-
Taipei	4,955	94,675,192	43	21,371	6	5,192	4,906	94,648,629	1,736	61,395,295	-	-	-	-
Suao	368	4,888,053	4	1,988	1	5,039	363	4,881,026	-	-	-	-	-	-
Anping	841	5,183,787	1	29	40	428,480	800	4,755,278	-	-	-	-	-	-
2024	38,615	710,315,119	1,099	19,129,100	512	3,240,805	37,004	687,945,214	14,494	440,730,898	63	372,689	-	-
Keelung	4,890	85,105,578	299	16,154,086	290	1,522,324	4,301	67,429,168	2,567	53,087,418	7	80,679	-	-
Taichung	11,563	131,125,095	647	345,411	20	2,000	10,896	130,777,684	3,051	47,647,500	-	-	-	-
Kaohsiung	15,021	386,582,082	110	2,273,522	180	1,566,842	14,731	382,741,718	7,165	283,606,744	56	292,010	-	-
Hualien	1,016	7,605,734	18	297,379	10	71,774	988	7,236,581	-	-	-	-	-	-
Taipei	4,896	87,621,108	10	4,970	-	-	4,886	87,616,138	1,710	56,385,146	-	-	-	-
Suao	401	4,757,839	14	53,703	12	77,865	375	4,626,271	-	-	-	-	-	-
Anping	828	7,517,683	1	29	-	-	827	7,517,654	1	4,090	-	-	-	-
2025	39,257	698,374,280	1,029	24,535,204	572	6,111,787	37,656	667,727,289	13,663	422,166,460	50	280,665	-	-
Keelung	4,739	85,254,598	336	20,189,954	324	3,370,800	4,079	61,693,844	2,396	47,804,206	3	37,964	-	-
Taichung	13,145	129,812,912	547	378,262	44	1,074,280	12,554	128,360,370	2,678	42,983,194	-	-	-	-
Kaohsiung	14,447	374,213,547	120	3,695,686	175	1,632,742	14,152	368,885,119	6,814	271,995,987	47	242,701	-	-
Hualien	1,054	7,382,945	9	154,377	1	5,341	1,044	7,223,227	-	-	-	-	-	-
Taipei	4,770	90,315,023	5	2,485	4	26,224	4,761	90,286,314	1,775	59,383,073	-	-	-	-
Suao	372	4,780,314	4	83,023	-	-	368	4,697,291	-	-	-	-	-	-
Anping	730	6,614,941	8	31,417	24	2,400	698	6,581,124	-	-	-	-	-	-

Source: Keelung, Taichung, Kaohsiung, Hualien Branches, and Taipei, Suao, Anping Branch Offices

Table 5. Inbound Vessels by Type (End)

Unit: Vessel, Ton

Year	Cargo Ship													
	Oil Tanker		Ore Carrier		Coal Carrier		Timber Carrier		Bulk Carrier		General Cargo Ship		Others	
	V.	G.R.T	V.	G.R.T	V.	G.R.T	V.	G.R.T	V.	G.R.T	V.	G.R.T	V.	G.R.T
2023	3,846	65,867,810	16	1,712,624	37	1,858,732	1	46,432	4,370	108,528,013	6,537	35,472,868	7,864	32,094,185
Keelung	207	3,246,531	-	-	-	-	-	-	308	3,847,208	997	4,810,898	218	1,938,958
Taichung	1,139	24,057,281	7	749,273	23	1,155,428	-	-	1,267	37,887,333	1,064	6,838,307	4,638	8,975,271
Kaohsiung	1,946	33,359,951	9	963,351	14	703,304	-	-	1,550	49,417,665	2,852	14,941,334	1,055	2,183,763
Hualien	59	717,950	-	-	-	-	1	46,432	430	4,554,018	336	2,285,884	218	10,886
Taipei	291	2,769,764	-	-	-	-	-	-	573	8,359,999	1,041	5,371,284	1,265	16,752,287
Suao	64	848,965	-	-	-	-	-	-	178	3,473,420	92	551,094	29	7,547
Anping	140	867,368	-	-	-	-	-	-	64	988,370	155	674,067	441	2,225,473
2024	3,967	66,464,539	17	1,819,663	41	2,059,676	2	90,022	4,418	107,481,750	5,916	34,211,975	8,086	34,714,002
Keelung	218	3,516,396	-	-	-	-	-	-	358	4,048,249	935	4,604,097	216	2,092,329
Taichung	1,261	26,796,371	7	749,273	26	1,306,136	-	-	1,285	37,688,009	1,083	6,609,411	4,183	9,980,984
Kaohsiung	1,977	31,379,049	10	1,070,390	15	753,540	-	-	1,563	48,728,965	2,595	14,930,766	1,350	1,980,254
Hualien	52	550,171	-	-	-	-	2	90,022	450	4,877,349	246	1,705,279	238	13,760
Taipei	291	2,871,251	-	-	-	-	-	-	526	8,191,391	799	4,975,018	1,560	15,193,332
Suao	56	780,695	-	-	-	-	-	-	172	3,089,585	121	708,645	26	47,346
Anping	112	570,606	-	-	-	-	-	-	64	858,202	137	678,759	513	5,405,997
2025	3,601	64,701,400	13	1,444,711	45	2,260,620	1	45,011	4,202	103,120,196	5,676	34,372,634	10,405	39,335,592
Keelung	177	2,993,169	-	-	-	-	-	-	337	4,037,540	907	4,531,489	259	2,289,476
Taichung	1,201	25,851,821	4	428,156	26	1,306,136	-	-	1,207	34,882,329	1,102	7,512,122	6,336	15,396,612
Kaohsiung	1,756	31,190,011	9	1,016,555	19	954,484	-	-	1,445	46,885,185	2,327	14,286,014	1,735	2,314,182
Hualien	57	715,681	-	-	-	-	1	45,011	418	4,501,412	243	1,883,797	325	77,326
Taipei	232	2,575,583	-	-	-	-	-	-	576	8,640,180	850	5,054,377	1,328	14,633,101
Suao	71	725,226	-	-	-	-	-	-	163	3,237,521	125	726,023	9	8,521
Anping	107	649,909	-	-	-	-	-	-	56	936,029	122	378,812	413	4,616,374

Source: Keelung, Taichung, Kaohsiung, Hualien Branches, and Taipei, Suao, Anping Branch Offices

Table 6. Inbound and Outbound Carried by National and Foreign Vessel

Unit: M.T.

Year	Grand Total					Inbound					Outbound						
	National Vessels		Foreign Vessels			Count	National Vessels		Foreign Vessels			Count	National Vessels		Foreign Vessels		
	Number	%	Number	%	Number		%	Number	%	Number	%		Number	%			
2023	215,973,393	47,716,607	22.09	168,256,786	77.91	159,013,424	29,915,914	18.81	129,097,510	81.19	56,959,969	17,800,693	31.25	39,159,276	68.75		
Keelung	14,200,432	5,857,355	41.25	8,343,077	58.75	11,065,579	5,234,213	47.30	5,831,366	52.70	3,134,853	623,142	19.88	2,511,711	80.12		
Taichung	64,879,186	11,534,114	17.78	53,345,072	82.22	57,024,996	9,649,021	16.92	47,375,975	83.08	7,854,190	1,885,093	24.00	5,969,097	76.00		
Kaohsiung	99,883,468	18,078,477	18.10	81,804,991	81.90	68,394,285	10,692,510	15.63	57,701,775	84.37	31,489,183	7,385,967	23.46	24,103,216	76.54		
Hualien	8,243,139	5,788,369	70.22	2,454,770	29.78	2,439,281	349,941	14.35	2,089,340	85.65	5,803,858	5,438,428	93.70	365,430	6.30		
Taipei	23,573,739	4,595,914	19.50	18,977,825	80.50	16,309,011	3,052,556	18.72	13,256,455	81.28	7,264,728	1,543,358	21.24	5,721,370	78.76		
Suao	3,706,506	1,239,162	33.43	2,467,344	66.57	2,638,552	368,867	13.98	2,269,685	86.02	1,067,954	870,295	81.49	197,659	18.51		
Anping	1,486,923	623,216	41.91	863,707	58.09	1,141,720	568,806	49.82	572,914	50.18	345,203	54,410	16	290,793	84.24		
2024	224,462,586	49,741,801	22.16	174,720,785	77.84	167,414,482	29,144,111	17.41	138,270,371	82.59	57,048,104	20,597,690	36.11	36,450,414	63.89		
Keelung	15,041,541	6,283,140	41.77	8,758,401	58.23	11,701,186	5,367,281	45.87	6,333,905	54.13	3,340,355	915,859	27.42	2,424,496	72.58		
Taichung	68,619,425	11,013,057	16.05	57,606,368	83.95	61,111,810	9,197,106	15.05	51,914,704	84.95	7,507,615	1,815,951	24.19	5,691,664	75.81		
Kaohsiung	104,437,400	17,151,535	16.42	87,285,865	83.58	72,947,805	10,000,739	13.71	62,947,066	86.29	31,489,595	7,150,796	22.71	24,338,799	77.29		
Hualien	8,192,289	5,590,447	68.24	2,601,842	31.76	2,913,725	420,836	14.44	2,492,889	85.56	5,278,564	5,169,611	97.94	108,953	2.06		
Taipei	18,468,709	4,147,866	22.46	14,320,843	77.54	14,481,853	2,835,611	19.58	11,646,242	80.42	3,986,856	1,312,255	32.91	2,674,601	67.09		
Suao	3,622,648	893,573	24.67	2,729,075	75.33	2,795,383	488,844	17.49	2,306,539	82.51	827,265	404,729	48.92	422,536	51.08		
Anping	6,080,574	4,662,183	76.67	1,418,391	23.33	1,462,720	833,694	57.00	629,026	43.00	4,617,854	3,828,489	83	789,365	17.09		
2025	216,937,540	49,232,621	22.69	167,704,919	77.31	161,428,817	27,937,085	17.31	133,491,732	82.69	55,508,723	21,295,536	38.36	34,213,187	61.64		
Keelung	15,191,462	5,863,594	38.60	9,327,868	61.40	12,522,124	5,338,681	42.63	7,183,443	57.37	2,669,338	524,913	19.66	2,144,425	80.34		
Taichung	64,154,621	10,882,879	16.96	53,271,742	83.04	56,696,513	8,925,924	15.74	47,770,589	84.26	7,458,108	1,956,955	26.24	5,501,153	73.76		
Kaohsiung	98,653,906	15,847,179	16.06	82,806,727	83.94	69,444,401	8,992,334	12.95	60,452,067	87.05	29,209,505	6,854,845	23.47	22,354,660	76.53		
Hualien	8,197,056	5,303,874	64.70	2,893,182	35.30	3,193,856	479,011	15.00	2,714,845	85.00	5,003,200	4,824,863	96.44	178,337	3.56		
Taipei	23,294,714	8,215,205	35.27	15,079,509	64.73	15,747,854	3,315,936	21.06	12,431,918	78.94	7,546,860	4,899,269	64.92	2,647,591	35.08		
Suao	3,669,266	941,272	25.65	2,727,994	74.35	2,780,238	342,395	12.32	2,437,843	87.68	889,028	598,877	67.36	290,151	32.64		
Anping	3,776,515	2,178,618	57.69	1,597,897	42.31	1,043,831	542,804	52.00	501,027	48.00	2,732,684	1,635,814	60	1,096,870	40.14		

Source: Keelung, Taichung, Kaohsiung, Hualien Branches, and Taipei, Suao, Anping Branch Offices

Table 7. Cargo Throughput

Unit: M.T.

Year	Grand Total			Inbound			Outbound		
	Foreign Line	Domestic Line	Count	Foreign Line	Domestic Line	Count	Foreign Line	Domestic Line	
2023	215,973,393	182,022,199	33,951,194	159,013,424	142,966,595	16,046,829	56,959,969	39,055,604	17,904,365
Keelung	14,200,432	9,469,160	4,731,272	11,065,579	6,460,944	4,604,635	3,134,853	3,008,216	126,637
Taichung	64,879,186	60,077,576	4,801,610	57,024,996	52,977,343	4,047,653	7,854,190	7,100,233	753,957
Kaohsiung	99,883,468	90,363,533	9,519,935	68,394,285	64,991,134	3,403,151	31,489,183	25,372,399	6,116,784
Hualien	8,243,139	2,385,001	5,858,138	2,439,281	2,027,119	412,162	5,803,858	357,882	5,445,976
Taipei	23,573,739	16,729,546	6,844,193	16,309,011	13,705,187	2,603,824	7,264,728	3,024,359	4,240,369
Suao	3,706,506	2,352,906	1,353,600	2,638,552	2,259,612	378,940	1,067,954	93,294	974,660
Anping	1,486,923	644,477	842,446	1,141,720	545,256	596,464	345,203	99,221	245,982
2024	224,462,586	190,759,669	33,702,917	167,414,482	152,162,727	15,251,755	57,048,104	38,596,942	18,451,162
Keelung	15,041,541	10,781,396	4,260,145	11,701,186	7,773,982	3,927,204	3,340,355	3,007,414	332,941
Taichung	68,619,425	64,265,089	4,354,336	61,111,810	57,363,417	3,748,393	7,507,615	6,901,672	605,943
Kaohsiung	104,437,400	95,116,225	9,321,175	72,947,805	69,735,667	3,212,138	31,489,595	25,380,558	6,109,037
Hualien	8,192,289	2,566,952	5,625,337	2,913,725	2,516,511	397,214	5,278,564	50,441	5,228,123
Taipei	18,468,709	14,937,847	3,530,862	14,481,853	11,885,368	2,596,485	3,986,856	3,052,479	934,377
Suao	3,622,648	2,451,245	1,171,403	2,795,383	2,320,668	474,715	827,265	130,577	696,688
Anping	6,080,574	640,915	5,439,659	1,462,720	567,114	895,606	4,617,854	73,801	4,544,053
2025	216,937,540	182,049,767	34,887,773	161,428,817	146,171,916	15,256,901	55,508,723	35,877,851	19,630,872
Keelung	15,191,462	11,393,723	3,797,739	12,522,124	8,835,312	3,686,812	2,669,338	2,558,411	110,927
Taichung	64,154,621	59,320,603	4,834,018	56,696,513	52,680,876	4,015,637	7,458,108	6,639,727	818,381
Kaohsiung	98,653,906	89,386,016	9,267,890	69,444,401	65,981,551	3,462,850	29,209,505	23,404,465	5,805,040
Hualien	8,197,056	2,737,017	5,460,039	3,193,856	2,680,904	512,952	5,003,200	56,113	4,947,087
Taipei	23,294,714	16,077,534	7,217,180	15,747,854	13,040,315	2,707,539	7,546,860	3,037,219	4,509,641
Suao	3,669,266	2,545,873	1,123,393	2,780,238	2,434,802	345,436	889,028	111,071	777,957
Anping	3,776,515	589,001	3,187,514	1,043,831	518,156	525,675	2,732,684	70,845	2,661,839

Source: Keelung, Taichung, Kaohsiung, Hualien Branches, and Taipei, Suao, Anping Branch Offices

Table 8. Inbound Cargo by Merchandise

Unit: M.T.

Year	Grand Total	Foreign Country								
		Count	Animal Products	Vegetable Products	Animal or Vegetable Fats and Oils and the Cleavage Products	Prepared Food, Beverages, Tobacco and Alcohol	Mineral Products	Products of the Chemical or Allied Industries	Plastics, Rubber and the Products thereof	Leather and the Products thereof
2023	159,013,424	142,966,595	1,028,522	9,906,251	363,947	2,690,652	92,554,204	9,329,563	2,323,969	65,549
Keelung	11,065,579	6,460,944	225,099	277,953	22,481	364,410	1,064,690	904,006	569,857	17,213
Taichung	57,024,996	52,977,343	21,826	3,813,619	98,491	271,057	40,900,552	2,709,032	497,297	14,950
Kaohsiung	68,394,285	64,991,134	744,249	5,670,910	56,439	1,682,021	38,100,569	3,741,903	1,042,988	31,189
Hualien	2,439,281	2,027,119	-	-	-	-	1,179,275	22,075	-	-
Taipei	16,309,011	13,705,187	37,348	143,769	15,832	373,164	9,524,612	1,521,296	213,815	2,197
Suao	2,638,552	2,259,612	-	-	-	-	1,710,202	242,039	-	-
Anping	1,141,720	545,256	-	-	170,704	-	74,304	189,212	12	-
2024	167,414,482	152,162,727	953,478	10,319,480	340,784	2,672,154	99,492,425	9,828,483	2,581,726	68,207
Keelung	11,701,186	7,773,982	213,663	296,674	27,333	367,997	1,784,655	994,346	671,335	16,905
Taichung	61,111,810	57,363,417	20,103	3,933,294	104,138	288,989	44,857,755	2,838,532	580,296	16,696
Kaohsiung	72,947,805	69,735,667	692,528	5,958,645	61,205	1,627,584	41,620,311	3,959,177	1,101,497	32,773
Hualien	2,913,725	2,516,511	-	-	-	-	1,639,222	13,250	-	-
Taipei	14,481,853	11,885,368	27,184	130,867	19,090	387,584	7,799,124	1,604,156	228,596	1,833
Suao	2,795,383	2,320,668	-	-	-	-	1,749,018	270,337	-	-
Anping	1,462,720	567,114	-	-	129,018	-	42,340	148,685	2	-
2025	161,428,817	146,171,916	1,051,998	10,213,020	348,685	2,674,006	96,480,860	8,746,304	2,590,973	65,625
Keelung	12,522,124	8,835,312	221,612	315,775	27,921	382,204	2,922,005	981,207	684,041	17,603
Taichung	56,696,513	52,680,876	27,714	3,915,873	98,409	310,503	40,135,751	2,726,279	609,161	14,485
Kaohsiung	69,444,401	65,981,551	776,537	5,845,325	66,340	1,594,589	40,321,180	3,249,119	1,066,106	30,577
Hualien	3,193,856	2,680,904	-	-	-	-	1,904,642	24,902	-	-
Taipei	15,747,854	13,040,315	26,135	136,047	18,385	386,486	9,154,056	1,404,396	231,664	2,960
Suao	2,780,238	2,434,802	-	-	-	-	1,885,637	250,324	-	-
Anping	1,043,831	518,156	-	-	137,630	224	157,589	110,077	1	-

Source: Keelung, Taichung, Kaohsiung, Hualien Branches, and Taipei, Suao, Anping Branch Offices

Table 8. Inbound Cargo by Merchandise (Cont.1)

Unit: M.T.

Year	Foreign Country								
	Wood, Bamboo and Rattan Products	Pulp, Paper, Allied Product & Printed Matter	Textiles and Textile Articles	Footwear, Headgear, Umbrellas, Feathers and the Products thereof	Non-metallic Mineral Products	Pearl, Precious Stones and Precious Metals	Base Metals and the Products thereof	Machinery, Electrical Machinery, Apparatus and Accessories of such Products	Transportation Equipments
2023	2,788,542	3,375,579	471,499	37,795	1,403,096	3,296	13,587,054	1,759,042	767,964
Keelung	121,597	322,916	165,089	20,246	295,555	933	1,144,108	644,117	120,510
Taichung	385,626	925,675	111,950	6,225	317,331	27	2,254,949	335,838	162,005
Kaohsiung	1,384,953	1,752,534	162,025	6,772	519,244	1,191	9,267,570	592,723	128,069
Hualien	817,251	-	-	-	94	-	16	363	8,045
Taipei	79,115	374,454	32,431	4,552	174,600	1,145	605,645	180,261	347,722
Suao	-	-	-	-	-	-	307,179	192	-
Anping	-	-	4	-	96,272	-	7,587	5,548	1,613
2024	2,822,103	3,238,430	464,591	38,418	1,493,952	1,952	14,676,389	1,919,215	744,491
Keelung	129,985	386,079	165,065	18,801	334,426	948	1,356,531	699,197	106,944
Taichung	374,773	937,391	118,930	7,320	330,700	21	2,234,403	407,656	176,129
Kaohsiung	1,381,061	1,619,434	143,904	6,760	520,174	965	10,199,469	609,423	104,165
Hualien	856,921	-	-	-	32	-	9	12	7,065
Taipei	79,363	295,526	36,678	5,537	202,931	18	443,976	202,268	350,176
Suao	-	-	-	-	-	-	301,313	-	-
Anping	-	-	14	-	105,689	-	140,688	659	12
2025	2,608,559	2,990,548	496,990	35,735	1,402,828	2,996	13,135,843	2,167,389	650,546
Keelung	137,971	376,407	154,776	16,309	315,164	1,432	1,214,906	753,923	111,251
Taichung	376,525	902,729	135,889	7,411	338,715	92	2,250,443	550,361	149,318
Kaohsiung	1,265,736	1,451,798	151,526	5,905	456,129	805	8,858,688	635,483	107,455
Hualien	748,325	-	-	-	115	-	16	-	2,904
Taipei	80,002	259,614	54,799	6,110	223,306	667	472,198	225,146	279,615
Suao	-	-	-	-	-	-	298,841	-	-
Anping	-	-	-	-	69,399	-	40,751	2,476	3

Source: Keelung, Taichung, Kaohsiung, Hualien Branches, and Taipei, Suao, Anping Branch Offices

Table 8. Inbound Cargo by Merchandise (End)

Unit: M.T.

Year	Foreign Country				Domestic Area				
	Precision Instruments and Equipments	Arms and Ammunition; Parts and Accessorie Thereof	Miscellaneous	Artwork and Antiques	Count	Prepared Food, Beverages, Tobacco and Alcohol	Mineral Products	Miscellaneous	Others
2023	57,170	388	452,332	181	16,046,829	-	15,669,642	163,177	214,010
Keelung	20,830	63	159,173	98	4,604,635	-	4,592,834	11,801	-
Taichung	10,291	94	140,466	42	4,047,653	-	4,026,468	21,185	-
Kaohsiung	18,469	230	87,056	30	3,403,151	-	3,142,781	107,745	152,625
Hualien	-	-	-	-	412,162	-	411,156	1,006	-
Taipei	7,580	1	65,637	11	2,603,824	-	2,582,384	21,440	-
Suao	-	-	-	-	378,940	-	357,719	-	21,221
Anping	-	-	-	-	596,464	-	556,300	-	40,164
2024	57,432	535	448,406	76	15,251,755	-	14,541,742	180,024	529,989
Keelung	23,076	81	179,905	36	3,927,204	-	3,917,039	10,165	-
Taichung	9,180	105	126,997	9	3,748,393	-	3,706,055	22,373	19,965
Kaohsiung	15,242	340	80,984	26	3,212,138	-	2,968,076	124,771	119,291
Hualien	-	-	-	-	397,214	-	395,727	1,487	-
Taipei	9,934	9	60,513	5	2,596,485	-	2,576,726	19,759	-
Suao	-	-	-	-	474,715	-	455,250	1,469	17,996
Anping	-	-	7	-	895,606	-	522,869	-	372,737
2025	59,666	712	448,546	87	15,256,901	-	14,702,581	272,402	281,918
Keelung	24,889	68	175,817	31	3,686,812	-	3,632,324	15,599	38,889
Taichung	9,717	64	121,423	14	4,015,637	-	3,975,805	39,832	-
Kaohsiung	15,744	556	81,921	32	3,462,850	-	3,098,685	194,634	169,531
Hualien	-	-	-	-	512,952	-	508,974	3,978	-
Taipei	9,316	24	69,379	10	2,707,539	-	2,689,180	18,359	-
Suao	-	-	-	-	345,436	-	345,436	-	-
Anping	-	-	6	-	525,675	-	452,177	-	73,498

Source: Keelung, Taichung, Kaohsiung, Hualien Branches, and Taipei, Suao, Anping Branch Offices

Table 9. Inbound Cargo by Trade Area

Unit: M.T.

Year	Grand Total	Foreign Country										
		Count	Japan	South Korea	Hong Kong	Mainland China	Russia	Vietnam	Thailand	Malaysia	Singapore	The Philippines
2023	159,013,424	142,966,595	11,139,605	4,150,210	675,879	20,798,558	6,916,743	5,756,306	2,779,878	2,442,323	663,685	1,150,785
Keelung	11,065,579	6,460,944	932,183	296,015	247,942	2,643,765	4,189	139,251	194,707	525,386	54,511	6,439
Taichung	57,024,996	52,977,343	3,399,499	1,628,257	155,339	5,311,169	1,726,306	2,207,923	841,491	533,026	104,973	172,984
Kaohsiung	68,394,285	64,991,134	3,831,023	1,381,670	209,435	6,445,680	2,898,183	2,577,127	980,823	951,851	317,699	381,937
Hualien	2,439,281	2,027,119	325,447	-	-	60,050	-	217,538	500,117	-	-	91
Taipei	16,309,011	13,705,187	2,049,669	786,630	55,177	6,130,781	1,364,123	293,252	246,655	191,379	167,601	583,451
Suao	2,638,552	2,259,612	558,502	192	6,490	165,808	919,470	204,943	11,000	72,700	-	-
Anping	1,141,720	545,256	43,282	57,446	1,496	41,305	4,472	116,272	5,085	167,981	18,901	5,883
2024	167,414,482	152,162,727	12,779,874	5,379,810	721,098	23,255,833	5,978,014	5,476,604	2,965,292	2,802,960	902,482	856,607
Keelung	11,701,186	7,773,982	998,928	400,053	271,376	3,526,476	12,976	168,393	194,480	685,695	51,802	2,720
Taichung	61,111,810	57,363,417	3,616,349	2,312,346	164,460	5,728,122	1,869,122	2,144,518	756,616	894,818	276,686	111,372
Kaohsiung	72,947,805	69,735,667	4,306,484	1,692,645	241,028	8,303,584	2,465,396	2,511,062	1,138,904	761,083	461,311	344,931
Hualien	2,913,725	2,516,511	772,303	-	-	161,157	-	43,802	657,229	-	-	56
Taipei	14,481,853	11,885,368	2,358,291	739,161	44,234	5,248,571	962,681	275,866	214,025	229,391	103,914	397,528
Suao	2,795,383	2,320,668	693,434	47,181	-	237,214	667,839	195,861	-	104,500	-	-
Anping	1,462,720	567,114	34,085	188,424	-	50,709	-	137,102	4,038	127,473	8,769	-
2025	161,428,817	146,171,916	12,204,314	5,562,673	801,266	23,086,206	4,787,466	4,864,535	2,501,236	2,580,984	616,715	597,915
Keelung	12,522,124	8,835,312	923,303	397,248	298,597	4,021,829	1,585	156,190	190,635	725,981	8,905	922
Taichung	56,696,513	52,680,876	3,482,336	2,692,404	174,390	4,927,193	1,868,723	1,666,449	552,581	702,051	145,128	133,010
Kaohsiung	69,444,401	65,981,551	4,064,731	1,493,587	282,827	6,976,907	1,921,106	2,135,846	1,033,674	724,432	311,734	310,793
Hualien	3,193,856	2,680,904	813,215	234,234	-	113,722	33,000	183,747	483,275	-	-	107
Taipei	15,747,854	13,040,315	2,124,489	669,766	45,242	6,781,660	619,786	339,912	201,569	224,698	143,491	151,027
Suao	2,780,238	2,434,802	763,542	-	-	231,982	338,266	287,055	38,500	66,100	-	-
Anping	1,043,831	518,156	32,698	75,434	210	32,913	5,000	95,336	1,002	137,722	7,457	2,056

Source: Keelung, Taichung, Kaohsiung, Hualien Branches, and Taipei, Suao, Anping Branch Offices

Table 9. Inbound Cargo by Trade Area (Cont.1)

Unit: M.T.

Year	Foreign Country												
	Indonesia	India	Iran	Saudi Arabia	Kuwait	Oman	State of Qatar	United Arab Emirates	Other Asian Areas	South Africa	Ivory Coast	Nigeria	Other African Areas
2023	13,455,136	956,961	2,212	1,528,065	136,092	238,915	5,342,204	1,935,683	672,863	1,280,614	101	1,117	826,385
Keelung	41,051	52,757	10	63,768	5,420	469	12,823	19,044	34,908	21,515	-	95	14,877
Taichung	9,254,017	210,493	1,114	301,713	45,909	75,533	5,195,212	90,606	185,555	803,340	101	903	59,069
Kaohsiung	3,478,272	506,042	1,088	1,074,008	78,842	93,399	130,641	1,823,212	443,606	421,004	-	119	732,742
Hualien	30,000	107,610	-	-	-	54,515	-	-	-	33,945	-	-	12,699
Taipei	465,312	79,679	-	88,576	-	-	3,528	2,821	8,794	810	-	-	6,998
Suao	157,533	-	-	-	-	14,999	-	-	-	-	-	-	-
Anping	28,951	380	-	-	5,921	-	-	-	-	-	-	-	-
2024	14,631,611	1,152,550	3,789	3,244,488	173,022	279,617	5,297,338	2,913,191	753,819	338,971	444	7,497	516,047
Keelung	31,975	52,104	-	28,558	50,432	1,782	24,595	23,282	32,371	12,077	21	468	20,020
Taichung	10,316,030	244,535	1,781	283,320	35,018	108,186	5,131,160	201,019	320,847	191,174	138	2,107	185,801
Kaohsiung	3,604,335	682,283	2,008	2,836,576	87,572	169,649	141,478	2,686,422	390,862	135,051	285	4,922	299,378
Hualien	-	76,043	-	-	-	-	-	-	-	-	-	-	8,021
Taipei	453,850	97,585	-	96,034	-	-	105	2,468	9,739	669	-	-	2,827
Suao	225,421	-	-	-	-	-	-	-	-	-	-	-	-
Anping	-	-	-	-	-	-	-	-	-	-	-	-	-
2025	14,350,115	1,480,477	6,662	2,623,796	239,584	391,747	5,473,827	3,272,565	553,784	1,283,014	822	2,229	650,132
Keelung	27,884	58,507	-	25,906	25,594	1,608	765,798	24,185	31,080	8,985	63	86	12,850
Taichung	9,263,527	401,071	1,631	256,589	24,998	260,545	4,560,455	56,854	173,999	956,910	474	839	60,658
Kaohsiung	3,730,800	827,331	5,031	2,234,831	188,989	129,594	147,499	3,188,179	315,226	316,401	285	1,304	555,971
Hualien	-	95,543	-	-	-	-	-	-	-	-	-	-	18,383
Taipei	792,316	87,755	-	106,470	3	-	75	3,347	33,479	718	-	-	2,270
Suao	433,488	10,270	-	-	-	-	-	-	-	-	-	-	-
Anping	102,100	-	-	-	-	-	-	-	-	-	-	-	-

Source: Keelung, Taichung, Kaohsiung, Hualien Branches, and Taipei, Suao, Anping Branch Offices

Table 9. Inbound Cargo by Trade Area (Cont.2)

Unit: M.T.

Year	Foreign Country											
	U.S.A.	Canada	Other North American Areas	Mexico	Panama	Other Central American Areas	Argentina	Brazil	Chile	Venezuela	Other South American Areas	Australia
2023	13,969,856	2,267,923	45	83,140	75,521	725,293	310,428	4,343,417	477,955	7,553	641,152	33,909,233
Keelung	402,601	14,039	-	5,013	4,819	27,620	3,488	11,518	144,043	375	26,187	94,491
Taichung	2,220,363	459,577	-	7,597	20,039	87,537	157,247	2,200,154	224,045	81	155,936	14,747,953
Kaohsiung	10,919,288	1,738,519	45	65,846	50,663	609,752	149,693	2,091,906	109,308	7,097	283,047	18,015,339
Hualien	-	-	-	-	-	-	-	38,402	-	-	-	646,468
Taipei	345,626	4,903	-	4,661	-	384	-	1,437	559	-	175,982	343,266
Suao	45,515	44,810	-	-	-	-	-	-	-	-	-	57,650
Anping	36,463	6,075	-	23	-	-	-	-	-	-	-	4,066
2024	14,092,718	2,315,968	-	87,593	64,273	647,978	581,341	4,346,894	464,856	5,958	1,697,874	34,324,619
Keelung	452,170	23,299	-	10,083	4,265	16,347	5,072	11,236	110,484	100	20,511	93,385
Taichung	2,876,490	507,026	-	21,912	26,217	80,259	355,357	1,999,020	222,720	110	1,481,497	14,593,025
Kaohsiung	10,533,608	1,735,643	-	53,370	33,711	550,788	220,899	2,300,946	129,243	5,748	117,737	18,672,218
Hualien	-	-	-	-	-	-	-	33,901	-	-	-	762,022
Taipei	154,739	1,997	-	2,228	80	584	13	1,791	2,409	-	78,129	164,382
Suao	67,215	48,003	-	-	-	-	-	-	-	-	-	34,000
Anping	8,496	-	-	-	-	-	-	-	-	-	-	5,587
2025	15,942,699	2,149,012	26	60,266	177,891	468,400	103,190	2,828,210	457,105	3,316	2,421,301	30,577,026
Keelung	366,929	16,866	-	8,952	5,683	17,709	7,098	9,689	106,622	24	22,587	92,522
Taichung	4,140,618	508,726	-	25,672	18,276	74,508	43,869	1,435,662	230,331	52	2,232,038	11,028,701
Kaohsiung	11,135,658	1,613,995	26	25,515	153,932	375,758	52,025	1,346,520	118,994	3,240	157,723	18,355,236
Hualien	-	-	-	-	-	-	-	32,161	-	-	-	673,517
Taipei	167,516	376	-	127	-	425	198	4,178	1,158	-	153	287,050
Suao	116,799	-	-	-	-	-	-	-	-	-	8,800	140,000
Anping	15,179	9,049	-	-	-	-	-	-	-	-	-	-

Source: Keelung, Taichung, Kaohsiung, Hualien Branches, and Taipei, Suao, Anping Branch Offices

Table 9. Inbound Cargo by Trade Area (End)

Unit: M.T.

Year	Foreign Country											Domestic Area
	New Zealand	Other Oceania Areas	Belgium	France	Germany	Italy	Netherlands	United Kingdom	Spain	Sweden	Other European Areas	
2023	491,148	67,285	249,636	87,714	499,291	185,037	526,032	149,389	163,689	99,042	786,496	16,046,829
Keelung	186,628	1,337	28,322	13,020	27,698	33,950	20,877	15,543	17,850	12,021	58,379	4,604,635
Taichung	28,239	25,992	23,774	2,358	54,279	12,737	34,253	35,911	8,164	10,510	156,065	4,047,653
Kaohsiung	276,262	39,857	155,323	71,537	318,900	136,696	439,819	85,217	131,307	58,517	478,793	3,403,151
Hualien	-	-	-	-	-	-	-	-	-	-	237	412,162
Taipei	19	99	42,217	799	97,160	1,654	31,083	12,718	6,368	17,994	93,022	2,603,824
Suao	-	-	-	-	-	-	-	-	-	-	-	378,940
Anping	-	-	-	-	1,254	-	-	-	-	-	-	596,464
2024	528,742	59,328	226,312	154,214	495,299	165,339	372,445	127,072	161,969	82,156	728,821	15,251,755
Keelung	201,603	1,518	28,263	9,089	24,382	27,904	20,221	13,816	19,427	12,015	78,208	3,927,204
Taichung	30,923	17,550	15,820	2,100	73,133	9,215	18,158	16,663	9,520	10,039	101,138	3,748,393
Kaohsiung	296,206	39,922	149,724	141,470	290,034	127,233	292,225	74,743	124,618	48,040	530,292	3,212,138
Hualien	-	-	-	-	-	-	1,977	-	-	-	-	397,214
Taipei	10	338	32,505	1,555	107,750	987	37,433	21,850	8,404	12,062	19,183	2,596,485
Suao	-	-	-	-	-	-	-	-	-	-	-	474,715
Anping	-	-	-	-	-	-	2,431	-	-	-	-	895,606
2025	554,051	68,994	198,990	97,440	474,359	142,844	287,613	79,387	156,675	80,542	910,515	15,256,901
Keelung	210,977	1,081	48,365	18,216	24,476	37,695	23,311	9,905	23,746	12,374	62,744	3,686,812
Taichung	16,577	20,837	16,638	3,209	126,649	17,679	31,000	12,704	15,089	12,668	306,558	4,015,637
Kaohsiung	326,488	46,975	112,977	74,565	244,678	86,988	206,203	40,277	113,568	48,416	444,716	3,462,850
Hualien	-	-	-	-	-	-	-	-	-	-	-	512,952
Taipei	9	101	21,010	1,450	78,556	482	25,099	16,501	4,272	7,084	96,497	2,707,539
Suao	-	-	-	-	-	-	-	-	-	-	-	345,436
Anping	-	-	-	-	-	-	2,000	-	-	-	-	525,675

Source: Keelung, Taichung, Kaohsiung, Hualien Branches, and Taipei, Suao, Anping Branch Offices

Table 10. Outbound Cargo by Merchandise

Unit: M.T.

Year	Grand Total	Foreign Line								
		Count	Animal Products	Vegetable Products	Animal or Vegetable Fats and Oils and the Cleavage Products	Prepared Food, Beverages, Tobacco and Alcohol	Mineral Products	Products of the Chemical or Allied Industries	Plastics, Rubber and the Products thereof	Leather and Products thereof
2023	56,959,969	39,055,604	200,112	269,123	98,691	846,939	3,194,414	5,398,376	9,565,844	29,168
Keelung	3,134,853	3,008,216	23,187	13,807	9,116	102,745	218,806	618,702	718,050	1,032
Taichung	7,854,190	7,100,233	13,598	56,616	47,544	215,873	405,545	978,105	1,729,405	7,947
Kaohsiung	31,489,183	25,372,399	144,611	186,674	28,879	423,071	2,126,181	3,008,750	6,180,973	19,120
Hualien	5,803,858	357,882	-	-	-	-	357,882	-	-	-
Taipei	7,264,728	3,024,359	18,716	12,026	3,141	105,250	62,573	633,868	937,416	1,069
Suao	1,067,954	93,294	-	-	-	-	22,175	71,000	-	-
Anping	345,203	99,221	-	-	10,011	-	1,252	87,951	-	-
2024	57,048,104	38,596,942	239,086	282,318	74,267	839,067	3,355,151	5,875,876	9,230,893	28,614
Keelung	3,340,355	3,007,414	20,532	14,224	10,072	119,300	285,837	618,976	687,529	563
Taichung	7,507,615	6,901,672	16,093	71,179	36,724	187,068	445,535	1,110,310	1,528,515	7,636
Kaohsiung	31,489,595	25,380,558	178,572	182,437	26,176	442,114	2,511,710	3,099,338	6,089,885	19,483
Hualien	5,278,564	50,441	-	-	-	-	50,441	-	-	-
Taipei	3,986,856	3,052,479	23,889	14,478	1,295	90,578	19,945	884,603	924,964	932
Suao	827,265	130,577	-	-	-	-	40,720	89,836	-	-
Anping	4,617,854	73,801	-	-	-	7	963	72,813	-	-
2025	55,508,723	35,877,851	193,487	255,496	65,648	762,939	3,282,098	5,552,601	8,207,560	27,626
Keelung	2,669,338	2,558,411	19,123	12,743	4,989	100,670	224,633	573,790	528,393	650
Taichung	7,458,108	6,639,727	12,396	70,812	21,650	178,565	465,900	1,012,153	1,365,040	6,048
Kaohsiung	29,209,505	23,404,465	146,366	161,885	35,381	398,649	2,499,379	2,951,376	5,384,221	19,869
Hualien	5,003,200	56,113	-	-	-	-	56,113	-	-	-
Taipei	7,546,860	3,037,219	15,602	10,056	3,628	85,055	21,900	847,575	929,905	1,059
Suao	889,028	111,071	-	-	-	-	13,500	97,553	-	-
Anping	2,732,684	70,845	-	-	-	-	673	70,154	1	-

Source: Keelung, Taichung, Kaohsiung, Hualien Branches, and Taipei, Suao, Anping Branch Offices

Table 10. Outbound Cargo by Merchandise (Cont.1)

Unit: M.T.

Year	Foreign Line								
	Wood, Bamboo and Rattan Products	Pulp, Paper, Allied Product & Printed Matter	Textiles and Textile Articles	Footwear,Headgear,Umbrellas, Feathers and the Products thereof	Non-metallic Mineral Products	Pearl, Precious Stones and Precious Metals	Base Metals and the Products thereof	Machinery, Electrical Machinery, Apparatus and Accessories of such Products	Transportation Equipments
2023	31,139	2,145,042	1,135,951	13,976	542,727	2,090	12,281,252	1,836,795	750,020
Keelung	2,120	225,914	225,248	843	74,403	65	328,057	293,958	85,422
Taichung	5,165	1,055,598	246,027	3,699	185,422	394	1,662,991	314,105	70,587
Kaohsiung	21,606	643,709	477,333	7,785	211,977	1,395	10,030,885	982,150	447,607
Hualien	-	-	-	-	-	-	-	-	-
Taipei	2,248	219,821	187,341	1,649	70,925	236	259,318	246,578	146,285
Suao	-	-	1	-	-	-	1	-	117
Anping	-	-	1	-	-	-	-	4	2
2024	28,204	1,934,711	1,087,055	13,348	493,416	1,871	11,924,648	1,870,160	703,235
Keelung	2,224	182,806	222,670	869	70,665	12	328,493	291,610	97,373
Taichung	5,469	888,884	255,041	3,436	132,675	565	1,741,963	317,992	64,340
Kaohsiung	18,841	674,340	436,728	7,657	226,431	1,014	9,616,239	1,030,040	423,729
Hualien	-	-	-	-	-	-	-	-	-
Taipei	1,670	188,681	172,596	1,386	63,645	280	237,939	230,518	117,788
Suao	-	-	20	-	-	-	-	-	1
Anping	-	-	-	-	-	-	14	-	4
2025	54,936	1,874,460	897,880	12,684	474,504	2,191	11,147,826	1,804,853	707,381
Keelung	1,344	172,923	158,223	623	57,715	9	289,465	279,252	92,591
Taichung	6,117	833,539	207,963	2,966	157,791	636	1,782,813	334,030	79,072
Kaohsiung	46,246	659,166	371,602	7,639	192,388	1,105	8,805,220	959,198	424,510
Hualien	-	-	-	-	-	-	-	-	-
Taipei	1,229	208,832	160,092	1,456	66,610	441	270,324	232,373	111,177
Suao	-	-	-	-	-	-	-	-	18
Anping	-	-	-	-	-	-	4	-	13

Source: Keelung, Taichung, Kaohsiung, Hualien Branches, and Taipei, Suao, Anping Branch Offices

Table 10. Outbound Cargo by Merchandise (End)

Unit: M.T.

Year	Foreign Line				Domestic Line				
	Precision Instruments and Equipments	Arms and Ammunition; Parts and Accessorie Thereof	Miscellaneous	Artwork and Antiques	Count	Prepared Food; Beverages, Tobacco and Alcohol	Mineral Products	Miscellaneous	Others
2023	141,678	4,160	568,096	11	17,904,365	-	13,879,673	3,661,337	363,355
Keelung	30,329	649	35,759	4	126,637	-	65,356	61,281	-
Taichung	20,307	303	81,002	-	753,957	-	632,288	120,568	1,101
Kaohsiung	61,390	2,545	365,753	5	6,116,784	-	5,548,437	333,202	235,145
Hualien	-	-	-	-	5,445,976	-	5,444,580	1,396	-
Taipei	29,652	663	85,582	2	4,240,369	-	1,095,383	3,144,890	96
Suao	-	-	-	-	974,660	-	974,660	-	-
Anping	-	-	-	-	245,982	-	118,969	-	127,013
2024	94,658	4,130	516,217	17	18,451,162	-	13,636,195	560,178	4,254,789
Keelung	21,048	783	31,826	2	332,941	-	269,391	63,550	-
Taichung	9,681	281	78,282	3	605,943	-	507,423	97,061	1,459
Kaohsiung	41,688	2,592	351,537	7	6,109,037	-	5,514,694	282,515	311,828
Hualien	-	-	-	-	5,228,123	-	5,218,534	2,094	7,495
Taipei	22,241	474	54,572	5	934,377	-	750,082	113,030	71,265
Suao	-	-	-	-	696,688	-	694,760	1,928	-
Anping	-	-	-	-	4,544,053	-	681,311	-	3,862,742
2025	88,591	3,919	461,161	10	19,630,872	-	13,857,927	508,702	5,264,243
Keelung	16,458	952	23,861	4	110,927	-	18,038	51,230	41,659
Taichung	9,371	284	92,581	-	818,381	-	705,647	99,597	13,137
Kaohsiung	42,199	1,671	296,389	6	5,805,040	-	5,445,029	227,357	132,654
Hualien	-	-	-	-	4,947,087	-	4,945,577	1,510	-
Taipei	20,563	1,012	48,330	-	4,509,641	-	947,251	128,978	3,433,412
Suao	-	-	-	-	777,957	-	777,957	-	-
Anping	-	-	-	-	2,661,839	-	1,018,428	30	1,643,381

Source: Keelung, Taichung, Kaohsiung, Hualien Branches, and Taipei, Suao, Anping Branch Offices

Table 11. Outbound Cargo by Trade Area

Unit: M.T.

Year	Grand Total	Foreign Country										
		Count	Japan	South Korea	Hong Kong	Mainland China	Russia	Vietnam	Thailand	Malaysia	Singapore	The Philippines
2023	56,959,969	39,055,604	3,178,749	1,208,357	497,160	6,830,466	71,768	3,200,929	1,193,271	2,050,392	929,644	547,144
Keelung	3,134,853	3,008,216	214,606	98,122	97,109	928,126	17,016	234,449	147,976	234,889	52,647	1,888
Taichung	7,854,190	7,100,233	776,381	154,789	137,713	2,560,368	19,077	862,648	170,931	594,450	66,663	15,876
Kaohsiung	31,489,183	25,372,399	1,517,632	804,879	244,840	3,028,875	35,275	1,698,716	794,572	1,122,036	782,468	529,317
Hualien	5,803,858	357,882	-	-	-	2,942	-	-	-	-	-	-
Taipei	7,264,728	3,024,359	665,630	132,640	17,381	211,390	400	405,116	68,508	79,089	27,866	63
Suao	1,067,954	93,294	4,500	-	117	62,500	-	-	-	-	-	-
Anping	345,203	99,221	-	17,927	-	36,265	-	-	11,284	19,928	-	-
2024	57,048,104	38,596,942	3,324,263	1,142,296	589,172	5,897,825	68,830	3,539,040	1,230,538	2,098,720	1,029,681	823,531
Keelung	3,340,355	3,007,414	195,909	115,657	120,449	832,688	17,418	247,195	128,738	130,623	156,830	2,344
Taichung	7,507,615	6,901,672	830,955	144,173	123,787	2,195,907	15,211	1,004,044	131,511	478,005	81,735	22,028
Kaohsiung	31,489,595	25,380,558	1,592,988	741,620	317,212	2,549,580	35,828	1,852,779	899,763	1,386,168	765,276	795,748
Hualien	5,278,564	50,441	-	-	-	3,941	-	-	-	-	-	-
Taipei	3,986,856	3,052,479	693,611	104,117	27,724	229,960	373	435,022	65,543	95,255	25,840	3,411
Suao	827,265	130,577	10,800	-	-	71,033	-	-	-	-	-	-
Anping	4,617,854	73,801	-	36,729	-	14,716	-	-	4,983	8,669	-	-
2025	55,508,723	35,877,851	3,280,978	1,013,430	449,202	5,264,252	40,722	3,519,359	1,313,100	1,839,794	1,342,856	544,290
Keelung	2,669,338	2,558,411	135,945	68,505	63,510	733,977	11,566	257,735	102,225	126,945	167,421	3,990
Taichung	7,458,108	6,639,727	906,844	129,365	120,566	1,984,563	9,896	897,299	104,640	411,453	60,772	24,361
Kaohsiung	29,209,505	23,404,465	1,513,995	692,029	227,962	2,207,931	18,971	1,985,892	1,037,444	1,188,172	1,085,106	492,383
Hualien	5,003,200	56,113	-	-	-	1,613	-	-	-	-	-	-
Taipei	7,546,860	3,037,219	710,771	100,046	37,164	260,165	289	374,570	57,621	98,903	29,539	23,038
Suao	889,028	111,071	7,400	-	-	76,003	-	-	-	-	18	-
Anping	2,732,684	70,845	6,023	23,485	-	-	-	3,863	11,170	14,321	-	518

Source: Keelung, Taichung, Kaohsiung, Hualien Branches, and Taipei, Suao, Anping Branch Offices

Table 11. Outbound Cargo by Trade Area (Cont.1)

Unit: M.T.

Year	Foreign Country												
	Indonesia	India	Islamic Republic of Pakistan	Bengal	Iran	Saudi Arabia	Argentina	Turkey	Other Asian Areas	South Africa	Egypt	Nigeria	Other African Areas
2023	968,322	1,832,158	272,593	657,337	8,749	349,890	384,743	386,109	613,960	214,920	156,813	68,727	165,448
Keelung	11,201	76,435	49,799	15,258	86	37,745	7,123	17,281	53,371	2,137	10,974	19,756	23,344
Taichung	223,006	304,282	79,178	141,138	6,834	57,287	47,911	108,896	108,345	68,839	21,312	13,013	28,709
Kaohsiung	650,824	1,346,701	126,783	498,545	1,829	198,794	316,031	252,026	339,435	143,773	98,676	35,459	100,430
Hualien	-	-	-	-	-	-	-	-	39,500	-	-	-	-
Taipei	79,297	93,811	16,833	2,396	-	56,064	13,678	7,906	55,040	171	25,851	499	12,963
Suao	2,365	-	-	-	-	-	-	-	17,012	-	-	-	-
Anping	1,629	10,929	-	-	-	-	-	-	1,257	-	-	-	2
2024	989,958	2,070,318	186,868	622,837	6,588	298,863	372,229	343,854	534,735	156,304	100,925	49,901	181,027
Keelung	12,514	103,873	41,556	20,779	114	70,379	11,747	13,665	50,675	2,260	7,552	22,621	30,077
Taichung	276,845	363,841	36,544	122,595	3,463	25,321	46,829	89,521	91,036	43,096	24,233	9,029	53,134
Kaohsiung	561,204	1,339,783	95,845	478,443	3,011	174,894	299,069	233,337	293,477	110,775	63,913	17,100	82,732
Hualien	-	-	-	-	-	-	-	-	46,500	-	-	-	-
Taipei	139,395	255,098	12,923	1,020	-	28,269	14,584	7,331	20,047	173	5,227	1,151	15,077
Suao	-	-	-	-	-	-	-	-	32,026	-	-	-	-
Anping	-	7,723	-	-	-	-	-	-	974	-	-	-	7
2025	911,160	1,706,461	225,427	636,553	3,677	313,331	436,600	302,964	489,127	96,762	92,790	78,354	139,844
Keelung	14,363	49,424	32,055	16,562	1	65,798	7,154	14,160	41,411	2,091	11,227	22,318	29,648
Taichung	221,003	286,295	65,197	211,225	1,043	32,507	95,857	136,538	82,793	3,135	7,235	14,758	27,075
Kaohsiung	516,153	1,186,159	114,636	407,723	2,633	183,690	324,608	148,282	283,213	91,516	73,063	40,694	79,847
Hualien	-	-	-	-	-	-	-	-	50,300	-	-	-	-
Taipei	157,536	165,867	13,539	1,043	-	31,336	8,981	3,984	19,730	20	1,265	584	3,274
Suao	-	11,000	-	-	-	-	-	-	11,000	-	-	-	-
Anping	2,105	7,716	-	-	-	-	-	-	680	-	-	-	-

Source: Keelung, Taichung, Kaohsiung, Hualien Branches, and Taipei, Suao, Anping Branch Offices

Table 11. Outbound Cargo by Trade Area (Cont.2)

Unit: M.T.

Year	Foreign Country											
	U.S.A.	Canada	Other North American Areas	Mexico	Panama	Other Central American Areas	Argentina	Brazil	Chile	Venezuela	Other South American Areas	Australia
2023	5,188,763	488,445	74	606,575	20,940	237,939	33,084	266,367	40,350	3,977	196,981	1,279,570
Keelung	334,577	4,054	20	102,849	1,001	73,601	6,487	24,572	12,391	521	35,406	15,703
Taichung	107,641	4,284	9	9,985	1,047	3,259	3,552	41,397	10,207	264	6,354	16,135
Kaohsiung	3,746,159	480,075	44	490,232	18,889	160,857	21,055	193,029	17,614	3,192	154,515	1,247,552
Hualien	311,940	-	-	-	-	-	-	-	-	-	-	-
Taipei	688,446	32	1	1,509	3	222	1,990	7,369	138	-	706	180
Suao	-	-	-	2,000	-	-	-	-	-	-	-	-
Anping	-	-	-	-	-	-	-	-	-	-	-	-
2024	5,333,000	498,340	146	479,158	19,747	233,423	20,837	198,093	59,800	3,300	167,943	1,215,739
Keelung	366,509	3,789	22	82,307	1,881	55,349	3,931	23,031	11,633	405	34,885	29,257
Taichung	183,275	8,246	-	9,453	2,152	13,042	3,247	44,832	32,801	871	4,926	24,363
Kaohsiung	4,230,363	486,239	124	382,057	15,694	164,581	12,442	125,234	15,276	2,024	127,256	1,161,901
Hualien	-	-	-	-	-	-	-	-	-	-	-	-
Taipei	552,853	66	-	1,338	20	451	1,217	4,996	90	-	876	218
Suao	-	-	-	4,003	-	-	-	-	-	-	-	-
Anping	-	-	-	-	-	-	-	-	-	-	-	-
2025	5,193,661	465,646	59	412,758	15,460	220,664	23,778	208,141	53,377	1,613	142,642	1,253,999
Keelung	292,613	5,475	6	83,304	1,139	65,767	4,118	15,408	9,852	297	28,594	23,003
Taichung	348,542	11,629	-	12,569	2,838	12,196	3,146	37,950	32,812	405	6,233	28,378
Kaohsiung	3,929,188	448,452	53	314,576	11,443	142,185	15,398	147,784	10,536	902	106,341	1,201,417
Hualien	-	-	-	-	-	-	-	-	-	-	-	-
Taipei	623,318	90	-	2,309	40	516	1,116	6,999	177	9	1,474	1,201
Suao	-	-	-	-	-	-	-	-	-	-	-	-
Anping	-	-	-	-	-	-	-	-	-	-	-	-

Source: Keelung, Taichung, Kaohsiung, Hualien Branches, and Taipei, Suao, Anping Branch Offices

Table 11. Outbound Cargo by Trade Area (End)

Unit: M.T.

Year	Foreign Country											Domestic Area
	New Zealand	Other Oceania Areas	Belgium	France	Germany	Italy	Netherlands	United Kingdom	Spain	Sweden	Other European Areas	
2023	119,427	118,211	1,141,104	103,028	358,250	707,590	437,855	354,514	698,444	84,446	782,021	17,904,365
Keelung	8,785	5,144	1,957	740	1,194	3,346	898	4,865	2,910	1,035	14,822	126,637
Taichung	3,152	26,426	55,071	9,084	9,207	66,195	34,941	6,376	65,536	2,679	49,786	753,957
Kaohsiung	105,486	80,317	1,079,467	85,681	284,842	637,167	294,335	264,161	622,025	72,633	645,156	6,116,784
Hualien	-	3,500	-	-	-	-	-	-	-	-	-	5,445,976
Taipei	4	24	4,609	7,523	63,007	882	107,681	79,112	7,973	8,099	72,257	4,240,369
Suao	2,000	2,800	-	-	-	-	-	-	-	-	-	974,660
Anping	-	-	-	-	-	-	-	-	-	-	-	245,982
2024	136,154	143,077	919,881	94,799	376,669	767,851	461,489	324,195	632,343	108,061	744,594	18,451,162
Keelung	9,818	8,103	2,529	1,098	1,902	4,459	2,367	7,151	3,812	1,302	16,211	332,941
Taichung	2,495	50,180	37,164	10,821	9,711	78,324	64,652	8,932	35,631	4,123	59,588	605,943
Kaohsiung	119,797	75,359	872,078	74,408	307,342	683,313	300,002	232,591	586,506	97,550	617,876	6,109,037
Hualien	-	-	-	-	-	-	-	-	-	-	-	5,228,123
Taipei	44	720	8,110	8,472	57,714	1,755	94,468	75,521	6,394	5,086	50,919	934,377
Suao	4,000	8,715	-	-	-	-	-	-	-	-	-	696,688
Anping	-	-	-	-	-	-	-	-	-	-	-	4,544,053
2025	124,630	133,149	594,941	99,403	343,257	646,661	406,076	361,270	454,007	99,546	582,080	19,630,872
Keelung	8,520	6,901	2,599	1,910	2,320	5,463	2,342	3,666	2,089	1,525	13,469	110,927
Taichung	2,366	48,361	41,629	12,449	25,081	31,132	47,372	14,654	26,300	4,609	54,656	818,381
Kaohsiung	110,577	69,591	541,687	78,339	261,211	607,053	263,543	281,959	420,300	87,886	451,942	5,805,040
Hualien	-	4,200	-	-	-	-	-	-	-	-	-	4,947,087
Taipei	17	1,596	9,026	6,705	54,645	3,013	91,855	60,991	5,318	5,526	62,013	4,509,641
Suao	3,150	2,500	-	-	-	-	-	-	-	-	-	777,957
Anping	-	-	-	-	-	-	964	-	-	-	-	2,661,839

Source: Keelung, Taichung, Kaohsiung, Hualien Branches, and Taipei, Suao, Anping Branch Offices

Table 12. Inbound Bulk Cargo by Commodity

Unit: M.T.

Year	Grand Total	Wheat	Corn	Soybean	Molasses	Salt	Silica Sands	Clay	Phosphorus Ore Sands	Lime Stone	Gypsum Plaster	Marble and Granite
2023	122,825,765	952,456	3,661,387	1,792,189	12,000	931,264	1,044,500	406,521	131,320	3,576,264	258,606	5,416,166
Keelung	5,602,563	-	-	-	-	40	-	-	-	-	-	289,202
Taichung	51,571,023	717,025	2,105,773	723,998	12,000	219,934	971,790	62,939	131,320	1,317,449	123,250	63,457
Kaohsiung	45,749,707	235,431	1,555,614	1,068,191	-	510,825	10	10,227	-	1,648,679	2,500	-
Hualien	2,438,627	-	-	-	-	23,500	-	-	-	316,570	121,856	215,395
Taipei	13,731,388	-	-	-	-	169,315	-	333,355	-	4,941	-	4,836,085
Suao	2,638,360	-	-	-	-	7,650	72,700	-	-	242,425	11,000	12,027
Anping	1,094,097	-	-	-	-	-	-	-	-	46,200	-	-
2024	128,988,950	952,099	3,791,683	1,665,793	-	1,103,966	1,205,998	434,038	120,802	4,145,855	169,735	4,987,775
Keelung	5,651,050	-	-	-	-	32	-	-	-	-	-	868,658
Taichung	55,395,928	740,427	2,299,686	624,251	-	229,620	1,101,488	95,092	120,802	1,239,391	82,580	62,395
Kaohsiung	48,961,480	211,672	1,491,997	1,041,542	-	695,153	10	-	-	1,826,774	-	-
Hualien	2,912,277	-	-	-	-	15,500	-	-	-	659,095	87,155	175,693
Taipei	11,931,528	-	-	-	-	163,661	-	338,946	-	2,894	-	3,872,157
Suao	2,795,383	-	-	-	-	-	104,500	-	-	375,361	-	8,872
Anping	1,341,304	-	-	-	-	-	-	-	-	42,340	-	-
2025	124,406,344	930,327	3,491,855	1,481,448	-	1,033,133	1,170,989	438,182	78,733	3,669,820	203,600	6,833,902
Keelung	6,550,064	-	-	-	-	-	-	-	-	-	-	1,275,769
Taichung	50,933,865	727,115	2,213,449	668,474	-	224,450	1,104,878	104,886	78,733	1,029,926	65,000	63,821
Kaohsiung	46,985,415	203,212	1,278,406	812,974	-	595,989	11	-	-	1,481,209	-	-
Hualien	3,190,971	-	-	-	-	19,600	-	-	-	721,530	121,100	199,792
Taipei	12,994,846	-	-	-	-	193,094	-	333,296	-	-	-	5,216,682
Suao	2,780,238	-	-	-	-	-	66,100	-	-	437,155	17,500	20,449
Anping	970,945	-	-	-	-	-	-	-	-	-	-	57,389

Source: Keelung, Taichung, Kaohsiung, Hualien Branches, and Taipei, Suao, Anping Branch Offices

Table 12. Inbound Bulk Cargo by Commodity (Cont.1)

Unit: M.T.

Year	Gravel	Cement Product	Cement	Feldspar and Nepheline	Iron Ores	Hearthstone	Coal	Coke	Chemical materials	Crude Oil
2023	3,447,892	6,253,380	3,026,004	463,121	18,989,877	4,953,225	32,365,143	91,444	5,367,651	7,613,827
Keelung	2,122,493	1,211,350	-	-	-	-	-	-	79,172	-
Taichung	-	2,707,818	1,869,285	122,415	6,836,023	1,737,402	17,384,814	91,444	1,326,681	-
Kaohsiung	212,368	1,596,670	1,019,219	-	12,153,854	278,930	11,486,991	-	2,370,608	7,613,827
Hualien	-	-	45,500	-	-	78,360	406,817	-	22,000	-
Taipei	1,113,031	181,242	-	340,706	-	2,567,075	2,085,761	-	1,215,003	-
Suao	-	-	92,000	-	-	291,458	972,760	-	164,975	-
Anping	-	556,300	-	-	-	-	28,000	-	189,212	-
2024	2,967,060	6,712,058	2,851,041	450,567	19,476,220	5,635,334	33,431,164	102,489	5,225,761	9,230,116
Keelung	1,988,072	1,136,723	-	1	-	-	15	-	91,513	-
Taichung	-	2,799,614	1,927,971	88,590	7,053,570	2,191,414	18,516,221	99,850	1,324,259	39,956
Kaohsiung	17,854	2,101,429	729,091	-	12,422,650	265,859	12,317,388	2,639	2,287,709	9,190,160
Hualien	-	-	29,000	930	-	198,920	474,477	-	13,200	-
Taipei	954,970	157,587	-	361,046	-	2,650,851	1,312,558	-	1,221,499	-
Suao	-	-	164,979	-	-	328,290	810,505	-	150,996	-
Anping	6,164	516,705	-	-	-	-	-	-	136,585	-
2025	2,237,630	7,020,413	3,093,210	435,058	17,320,414	6,604,896	31,092,407	96,335	4,106,180	8,456,344
Keelung	1,634,265	1,228,728	-	-	-	-	-	-	83,980	14,377
Taichung	-	2,926,936	2,056,204	122,700	5,556,978	2,316,299	16,133,128	96,335	1,172,269	140,559
Kaohsiung	-	2,252,594	664,395	-	11,763,436	451,359	12,337,515	-	1,570,766	8,301,408
Hualien	-	-	74,100	36	-	378,881	427,014	-	24,810	-
Taipei	603,365	169,278	-	312,322	-	3,108,855	1,363,091	-	1,030,932	-
Suao	-	-	190,011	-	-	349,502	831,659	-	128,525	-
Anping	-	442,877	108,500	-	-	-	-	-	94,898	-

Source: Keelung, Taichung, Kaohsiung, Hualien Branches, and Taipei, Suao, Anping Branch Offices

Table 12. Inbound Bulk Cargo by Commodity (End)

Unit: M.T.

Year	Gasoline	Diesel Oil	Fuel Oil	Naphtha	LNG	Soda Ash	Fertilizer	Firewood	Log	Cast Iron	Steel Materials	Scrap Iron	Others
2023	2,269,835	2,022,240	1,674,570	1,470,732	342,639	401,616	316,484	817,251	54,011	391,765	808,977	967,026	10,534,382
Keelung	342,626	464,892	972,765	-	-	-	16,500	-	-	-	20,053	-	83,470
Taichung	995,150	1,200,920	339,423	-	-	398,892	161,148	-	54,011	290,134	389,595	510,319	8,706,614
Kaohsiung	403,776	152,330	192,555	1,470,732	331,103	-	45,514	-	-	69,534	150,199	182,814	987,206
Hualien	158,208	91,223	129,875	-	-	-	-	817,251	-	-	16	-	12,056
Taipei	236,942	-	-	-	11,536	-	2,997	-	-	10,212	9,235	221,031	392,921
Suao	133,133	112,875	39,952	-	-	2,724	90,325	-	-	14,438	239,879	52,862	85,177
Anping	-	-	-	-	-	-	-	-	-	7,447	-	-	266,938
2024	2,232,456	2,447,224	1,495,129	1,706,617	400,307	470,138	464,000	856,921	34,893	185,560	1,123,610	665,076	12,247,465
Keelung	308,874	414,305	794,055	-	-	-	-	-	-	-	20,175	-	28,627
Taichung	954,758	1,657,983	344,001	-	-	453,019	240,270	-	34,893	162,801	562,136	265,703	10,083,187
Kaohsiung	384,140	127,135	179,116	1,706,617	383,392	-	103,512	-	-	17,516	187,944	168,923	1,101,258
Hualien	132,403	113,267	148,133	-	-	-	-	856,921	-	-	9	-	7,574
Taipei	327,882	-	-	-	16,915	-	-	-	-	-	13,004	137,219	400,339
Suao	124,399	134,534	29,824	-	-	17,119	120,218	-	-	-	208,082	93,231	124,473
Anping	-	-	-	-	-	-	-	-	-	5,243	132,260	-	502,007
2025	1,484,157	2,931,487	2,450,943	2,066,242	490,620	511,201	455,955	748,325	29,056	321,511	1,334,019	377,798	11,410,154
Keelung	62,674	430,665	982,270	-	-	-	13,200	-	-	-	22,330	-	801,806
Taichung	899,027	2,236,130	291,410	-	-	511,201	222,505	-	29,056	232,761	712,884	165,482	8,831,269
Kaohsiung	54,574	43,592	920,890	2,052,474	476,819	-	83,272	-	-	52,797	256,693	132,730	1,198,300
Hualien	153,943	132,940	184,225	-	-	-	-	748,325	-	-	16	-	4,659
Taipei	196,233	-	-	13,768	13,801	-	-	-	-	-	44,046	74,027	322,056
Suao	117,706	88,160	72,148	-	-	-	121,799	-	-	28,630	264,652	5,559	40,683
Anping	-	-	-	-	-	-	15,179	-	-	7,323	33,398	-	211,381

Source: Keelung, Taichung, Kaohsiung, Hualien Branches, and Taipei, Suao, Anping Branch Offices

Table 13. Inbound Bulk Cargo by Trade Area

Unit: M.T.

Year	Grand Total	Foreign Country										
		Count	Japan	South Korea	Hong Kong	Mainland China	Russia	Vietnam	Thailand	Malaysia	Singapore	The Philippines
2023	122,825,765	106,946,398	6,995,623	2,651,452	108,810	12,679,096	5,286,757	3,494,692	1,519,615	1,505,989	275,218	958,059
Keelung	5,602,563	1,009,729	10,796	6,906	7	308,684	-	-	-	501,289	40,969	-
Taichung	51,571,023	47,544,555	2,608,004	1,376,271	4,650	3,381,139	1,698,898	1,848,832	576,115	392,506	58,190	172,349
Kaohsiung	45,749,707	42,459,592	1,872,311	693,124	53,756	3,046,186	1,299,794	972,886	416,599	358,269	79,125	196,336
Hualien	2,438,627	2,026,465	325,156	-	-	59,924	-	217,538	500,117	-	-	91
Taipei	13,731,388	11,149,004	1,577,675	517,705	42,411	5,678,909	1,364,123	175,677	10,699	13,649	78,163	583,400
Suao	2,638,360	2,259,420	558,502	-	6,490	165,808	919,470	204,943	11,000	72,700	-	-
Anping	1,094,097	497,633	43,179	57,446	1,496	38,446	4,472	74,816	5,085	167,576	18,771	5,883
2024	128,988,950	113,983,321	8,518,442	3,758,121	17,478	13,167,810	4,654,690	2,974,261	1,695,208	1,785,771	533,915	682,596
Keelung	5,651,050	1,734,011	6,593	29,038	46	885,277	15	-	-	664,330	36,847	-
Taichung	55,395,928	51,668,027	2,879,682	2,008,888	21	3,501,116	1,847,696	1,798,320	517,613	717,546	232,643	108,508
Kaohsiung	48,961,480	45,945,052	2,318,453	897,135	17,362	3,628,250	1,176,459	817,962	506,700	149,144	219,737	177,437
Hualien	2,912,277	2,515,063	770,855	-	-	161,157	-	43,802	657,229	-	-	56
Taipei	11,931,528	9,354,802	1,815,670	588,358	49	4,716,919	962,681	88,443	9,628	22,778	35,940	396,595
Suao	2,795,383	2,320,668	693,434	47,181	-	237,214	667,839	195,861	-	104,500	-	-
Anping	1,341,304	445,698	33,755	187,521	-	37,877	-	29,873	4,038	127,473	8,748	-
2025	124,406,344	109,406,033	8,100,168	3,907,890	13,039	13,258,308	3,599,471	2,477,720	1,225,634	1,539,869	192,075	489,641
Keelung	6,550,064	2,917,740	13,647	23,215	32	1,304,055	-	-	-	706,278	290	-
Taichung	50,933,865	46,938,680	2,812,890	2,412,803	1,555	2,704,586	1,852,605	1,281,405	342,504	446,133	79,905	132,329
Kaohsiung	46,985,415	43,685,856	2,068,079	699,164	11,136	2,839,088	750,814	558,810	356,703	159,619	34,659	204,561
Hualien	3,190,971	2,678,019	810,330	234,234	-	113,722	33,000	183,747	483,275	-	-	107
Taipei	12,994,846	10,305,666	1,599,230	463,064	106	6,034,179	619,786	141,764	3,650	24,017	69,764	150,588
Suao	2,780,238	2,434,802	763,542	-	-	231,982	338,266	287,055	38,500	66,100	-	-
Anping	970,945	445,270	32,450	75,410	210	30,696	5,000	24,939	1,002	137,722	7,457	2,056

Source: Keelung, Taichung, Kaohsiung, Hualien Branches, and Taipei, Suao, Anping Branch Offices

Table 13. Inbound Bulk Cargo by Trade Area (Cont.1)

Unit: M.T.

Year	Foreign Country											
	Indonesia	India	Iran	Saudi Arabia	Kuwait	Oman	State of Qatar	United Arab Emirates	Other Asian Areas	South Africa	Nigeria	Other African Areas
2023	11,991,085	136,636	-	1,302,932	114,904	180,798	5,246,071	1,654,043	298,414	1,102,920	-	732,272
Keelung	10,119	-	-	52,452	5,022	-	-	-	-	12,202	-	-
Taichung	9,142,048	298	-	284,644	34,006	68,675	5,192,973	40,103	153,214	790,508	-	50,000
Kaohsiung	2,304,638	28,689	-	893,300	69,955	42,609	53,098	1,613,940	144,801	265,457	-	669,573
Hualien	30,000	107,610	-	-	-	54,515	-	-	-	33,945	-	12,699
Taipei	317,796	39	-	72,536	-	-	-	-	399	808	-	-
Suao	157,533	-	-	-	-	14,999	-	-	-	-	-	-
Anping	28,951	-	-	-	5,921	-	-	-	-	-	-	-
2024	13,091,084	252,629	-	2,963,520	154,899	222,415	5,198,709	2,656,503	391,852	193,528	-	404,763
Keelung	442	-	-	19,158	50,135	-	-	-	5	1,375	-	-
Taichung	10,162,503	-	-	270,950	24,906	97,227	5,121,595	126,700	286,759	182,697	-	165,129
Kaohsiung	2,416,503	176,552	-	2,581,448	79,858	125,188	77,114	2,529,803	104,722	8,787	-	231,613
Hualien	-	76,043	-	-	-	-	-	-	-	-	-	8,021
Taipei	286,215	34	-	91,964	-	-	-	-	366	669	-	-
Suao	225,421	-	-	-	-	-	-	-	-	-	-	-
Anping	-	-	-	-	-	-	-	-	-	-	-	-
2025	13,003,761	497,797	-	2,373,568	219,394	289,789	5,378,699	3,018,883	215,281	1,192,124	-	564,966
Keelung	-	-	-	11,960	24,472	-	747,899	-	-	261	-	-
Taichung	9,115,936	166,664	-	242,769	9,563	256,376	4,551,242	-	126,352	947,582	-	47,589
Kaohsiung	2,703,172	225,312	-	2,016,670	185,359	33,413	79,558	3,018,883	66,283	243,566	-	498,994
Hualien	-	95,543	-	-	-	-	-	-	-	-	-	18,383
Taipei	649,065	8	-	102,169	-	-	-	-	22,646	715	-	-
Suao	433,488	10,270	-	-	-	-	-	-	-	-	-	-
Anping	102,100	-	-	-	-	-	-	-	-	-	-	-

Source: Keelung, Taichung, Kaohsiung, Hualien Branches, and Taipei, Suao, Anping Branch Offices

Table 13. Inbound Bulk Cargo by Trade Area (Cont.2)

Unit: M.T.

Year	Foreign Country									
	U.S.A.	Canada	Mexico	Panam	Other Central American Areas	Argentina	Brazil	Chile	Other South American Areas	Australia
2023	8,796,446	1,614,532	5,294	-	124,109	285,290	3,989,509	40,819	467,076	32,553,166
Keelung	40	-	-	-	-	-	-	-	-	45,414
Taichung	2,066,252	412,989	618	-	9,000	152,896	2,108,068	34,801	135,024	14,568,867
Kaohsiung	6,639,501	1,147,661	-	-	115,109	132,394	1,843,039	6,018	156,121	16,888,062
Hualien	-	-	-	-	-	-	38,402	-	-	646,468
Taipei	9,711	2,997	4,653	-	-	-	-	-	175,931	342,639
Suao	45,515	44,810	-	-	-	-	-	-	-	57,650
Anping	35,427	6,075	23	-	-	-	-	-	-	4,066
2024	8,968,786	1,645,547	21,368	-	52,541	550,138	3,968,630	63,076	1,537,445	33,192,766
Keelung	15,326	-	185	-	-	-	-	-	-	9,700
Taichung	2,741,158	429,449	18,955	-	-	344,718	1,902,537	35,890	1,459,559	14,552,854
Kaohsiung	6,121,856	1,168,095	-	-	52,541	205,420	2,032,192	27,186	-	17,664,914
Hualien	-	-	-	-	-	-	33,901	-	-	762,022
Taipei	14,735	-	2,228	-	-	-	-	-	77,886	163,689
Suao	67,215	48,003	-	-	-	-	-	-	-	34,000
Anping	8,496	-	-	-	-	-	-	-	-	5,587
2025	10,835,765	1,600,713	9,783	131,459	119,000	73,573	2,476,833	52,739	2,254,061	29,515,655
Keelung	31,975	-	-	-	-	-	-	-	-	23,783
Taichung	4,018,398	465,993	9,712	-	5,000	36,759	1,341,964	38,989	2,214,994	10,967,808
Kaohsiung	6,646,803	1,125,671	-	131,459	114,000	36,814	1,102,708	13,750	30,267	17,429,319
Hualien	-	-	-	-	-	-	32,161	-	-	673,517
Taipei	6,611	-	71	-	-	-	-	-	-	281,228
Suao	116,799	-	-	-	-	-	-	-	8,800	140,000
Anping	15,179	9,049	-	-	-	-	-	-	-	-

Source: Keelung, Taichung, Kaohsiung, Hualien Branches, and Taipei, Suao, Anping Branch Offices

Table 13. Inbound Bulk Cargo by Trade Area (End)

Unit: M.T.

Year	Foreign Country											Domestic Area
	New Zealand	Other Oceania Areas	Belgium	France	Germany	Italy	Netherlands	United Kingdom	Spain	Sweden	Other European Areas	
2023	26,771	25,313	54,166	5	90,099	210	169,040	6,112	6,896	12,206	443,953	15,879,367
Keelung	-	-	11,171	-	798	-	18	3,269	-	573	-	4,592,834
Taichung	7,000	25,193	3,457	-	40,913	195	-	1,908	2,650	-	101,301	4,026,468
Kaohsiung	19,771	120	3,535	5	22	15	168,925	8	52	-	264,788	3,290,115
Hualien	-	-	-	-	-	-	-	-	-	-	-	412,162
Taipei	-	-	36,003	-	48,366	-	97	927	4,194	11,633	77,864	2,582,384
Suao	-	-	-	-	-	-	-	-	-	-	-	378,940
Anping	-	-	-	-	-	-	-	-	-	-	-	596,464
2024	24,010	17,593	42,344	60,212	98,997	28	58,348	5,238	8,906	8,338	340,816	15,005,629
Keelung	-	-	9,969	-	736	-	52	4,058	630	94	-	3,917,039
Taichung	17,000	17,501	1,146	-	59,079	-	128	1,121	3,487	-	32,946	3,727,901
Kaohsiung	7,010	92	3,434	60,212	113	28	53,857	4	1	-	307,870	3,016,428
Hualien	-	-	-	-	-	-	1,977	-	-	-	-	397,214
Taipei	-	-	27,795	-	39,069	-	4	55	4,788	8,244	-	2,576,726
Suao	-	-	-	-	-	-	-	-	-	-	-	474,715
Anping	-	-	-	-	-	-	2,330	-	-	-	-	895,606
2025	1,975	22,345	51,716	4	77,458	53	52,958	4,369	7,782	4,013	555,702	15,000,311
Keelung	-	-	26,009	-	949	51	19	1,352	1,347	146	-	3,632,324
Taichung	-	20,757	304	-	39,974	-	3,229	1,392	3,795	-	238,824	3,995,185
Kaohsiung	1,975	1,588	12,010	4	84	2	47,710	1	1	-	237,847	3,299,559
Hualien	-	-	-	-	-	-	-	-	-	-	-	512,952
Taipei	-	-	13,393	-	36,451	-	-	1,624	2,639	3,867	79,031	2,689,180
Suao	-	-	-	-	-	-	-	-	-	-	-	345,436
Anping	-	-	-	-	-	-	2,000	-	-	-	-	525,675

Source: Keelung, Taichung, Kaohsiung, Hualien Branches, and Taipei, Suao, Anping Branch Offices

Table 14. Outbound Bulk Cargo by Commodity

Unit: M.T.

Year	Grand Total	Clay	Lime Stone	Gypsum Plaster	Marble and Granite	Gravel	Dolomite	Cement Product	Cement	Hearthstone	Coke
2023	18,507,482	-	546,837	7,341	3,300	2,776,079	-	3,696,568	2,186	1,724,466	-
Keelung	270,997	-	-	-	-	-	-	-	-	-	-
Taichung	1,224,236	-	-	-	-	-	-	18,000	-	606,084	-
Kaohsiung	8,663,092	-	-	7,341	-	54,124	-	48,655	2,186	1,118,382	-
Hualien	5,803,858	-	546,837	-	3,300	2,527,204	-	2,634,810	-	-	-
Taipei	1,201,891	-	-	-	-	76,625	-	-	-	-	-
Suao	998,836	-	-	-	-	-	-	994,260	-	-	-
Anping	344,572	-	-	-	-	118,126	-	843	-	-	-
2024	22,172,571	-	299,820	-	3,941	3,155,272	-	3,198,111	3,691	1,583,765	-
Keelung	541,101	-	-	-	-	-	-	8,000	-	-	-
Taichung	1,116,310	-	-	-	-	-	-	8,500	-	469,255	-
Kaohsiung	9,054,235	-	-	-	-	21,705	-	334	3,691	1,114,510	-
Hualien	5,278,564	-	299,820	-	3,941	2,460,665	-	2,437,408	-	-	-
Taipei	812,579	-	-	-	-	-	-	-	-	-	-
Suao	752,224	-	-	-	-	-	-	735,460	-	-	-
Anping	4,617,558	-	-	-	-	672,902	-	8,409	-	-	-
2025	19,875,913	-	331,657	-	1,613	2,942,452	-	3,339,402	-	1,766,811	-
Keelung	230,533	-	-	-	-	-	-	-	-	-	-
Taichung	1,276,869	-	-	-	-	-	-	6,500	-	700,618	-
Kaohsiung	8,826,314	-	-	-	-	17,082	-	12,000	-	1,066,193	-
Hualien	5,003,200	-	331,657	-	1,613	1,906,942	-	2,640,050	-	-	-
Taipei	997,194	-	-	-	-	-	-	-	-	-	-
Suao	809,207	-	-	-	-	-	-	680,852	-	-	-
Anping	2,732,596	-	-	-	-	1,018,428	-	-	-	-	-

Source: Keelung, Taichung, Kaohsiung, Hualien Branches, and Taipei, Suao, Anping Branch Offices

Table 14. Outbound Bulk Cargo by Commodity (Cont.1)

Unit: M.T.

Year	Chemical	Pitch	Crude Oil	Gasoline	Diesel Oil	Fuel Oil	Lubricant	Naphtha	LNG
2023	1,005,941	63,930	-	3,088,453	1,492,224	2,217,489	-	168,425	-
Keelung	-	-	-	-	5,214	265,729	-	-	-
Taichung	223,459	-	-	-	25,785	478	-	-	-
Kaohsiung	694,531	63,930	-	2,240,226	1,460,572	1,904,691	-	123,642	-
Hualien	-	-	-	-	30	46,381	-	-	-
Taipei	-	-	-	848,227	-	-	-	44,783	-
Suao	-	-	-	-	-	210	-	-	-
Anping	87,951	-	-	-	623	-	-	-	-
2024	1,142,451	63,226	-	2,818,038	1,667,808	2,911,074	22,295	-	-
Keelung	-	-	-	-	4,754	528,250	-	-	-
Taichung	278,934	-	-	-	35,328	-	-	-	-
Kaohsiung	790,704	63,226	-	2,093,255	1,627,032	2,351,174	22,295	-	-
Hualien	-	-	-	-	-	31,650	-	-	-
Taipei	-	-	-	724,783	-	-	-	-	-
Suao	-	-	-	-	20	-	-	-	-
Anping	72,813	-	-	-	674	-	-	-	-
2025	1,138,929	67,128	13,330	2,903,124	1,540,327	2,827,524	-	65,908	5,250
Keelung	-	-	-	-	4,965	225,425	-	-	-
Taichung	252,509	-	-	-	5,029	-	-	-	-
Kaohsiung	816,267	67,128	13,330	2,034,281	1,513,713	2,416,304	-	3,520	5,250
Hualien	-	-	-	-	-	75,190	-	-	-
Taipei	-	-	-	868,843	16,020	-	-	62,388	-
Suao	-	-	-	-	-	110,605	-	-	-
Anping	70,153	-	-	-	600	-	-	-	-

Source: Keelung, Taichung, Kaohsiung, Hualien Branches, and Taipei, Suao, Anping Branch Offices

Table 14. Outbound Bulk Cargo by Commodity (End)

Unit: M.T.

Year	Caustic Soda	Fertilizer	Iron oxide	Cast Iron	Steel Materials	Scrap Iron	Electrical Machineries and Parts	White Wax Oil	Serpentine	Others
2023	-	162,800	-	-	21,904	5,821	295,141	53,207	43,900	1,131,470
Keelung	-	-	-	-	-	-	-	-	-	54
Taichung	-	13,200	-	-	-	5,821	-	23,584	-	307,825
Kaohsiung	-	147,600	-	-	21,884	-	168,128	29,623	-	577,577
Hualien	-	-	-	-	-	-	-	-	43,900	1,396
Taipei	-	-	-	-	19	-	-	-	-	232,237
Suao	-	2,000	-	-	1	-	-	-	-	2,365
Anping	-	-	-	-	-	-	127,013	-	-	10,016
2024	-	149,000	-	-	7,084	7,549	4,047,039	72,044	35,491	984,872
Keelung	-	-	-	-	8	-	-	-	-	89
Taichung	-	14,200	-	-	128	7,549	-	33,063	-	269,353
Kaohsiung	-	120,000	-	-	6,933	-	176,802	38,981	-	623,593
Hualien	-	-	-	-	-	-	7,495	-	35,491	2,094
Taipei	-	-	-	-	8	-	-	-	-	87,788
Suao	-	14,800	-	-	-	-	-	-	-	1,944
Anping	-	-	-	-	7	-	3,862,742	-	-	11
2025	-	101,250	-	-	17,369	-	1,643,389	57,482	46,238	1,066,730
Keelung	-	-	-	-	24	-	-	-	-	119
Taichung	-	6,000	-	-	11,258	-	-	30,791	-	264,164
Kaohsiung	-	77,500	-	-	6,080	-	8	26,691	-	750,967
Hualien	-	-	-	-	-	-	-	-	46,238	1,510
Taipei	-	-	-	-	7	-	-	-	-	49,936
Suao	-	17,750	-	-	-	-	-	-	-	-
Anping	-	-	-	-	-	-	1,643,381	-	-	34

Source: Keelung, Taichung, Kaohsiung, Hualien Branches, and Taipei, Suao, Anping Branch Offices

Table 15. Outbound Bulk Cargo by Trade Area

Unit: M.T.

Year	Grand Total	Foreign Country										
		Count	Japan	South Korea	Hong Kong	Mainland China	Vietnam	Thailand	Malaysia	Singapore	The Philippines	Indonesia
2023	18,507,482	4,188,276	222,409	334,602	8	302,000	192,433	39,105	479,825	594,627	49,079	167,836
Keelung	270,997	205,641	-	22,000	-	7	-	1	162,587	21,000	-	-
Taichung	1,224,236	521,466	58,953	1,050	-	59,926	18,317	11,413	97,366	17,757	9,335	41,927
Kaohsiung	8,663,092	2,874,013	163,450	244,312	7	202,860	174,116	16,407	199,944	555,870	39,744	121,915
Hualien	5,803,858	357,882	-	-	-	2,942	-	-	-	-	-	-
Taipei	1,201,891	106,508	6	49,313	1	-	-	-	-	-	-	-
Suao	998,836	24,176	-	-	-	-	-	-	-	-	-	2,365
Anping	344,572	98,590	-	17,927	-	36,265	-	11,284	19,928	-	-	1,629
2024	22,172,571	4,396,465	257,032	307,740	107,360	204,130	239,737	55,053	469,907	695,152	329,672	147,140
Keelung	541,101	271,710	-	38,000	35,480	18	-	-	66,500	123,633	-	-
Taichung	1,116,310	564,168	56,067	4,050	-	41,443	46,261	21,077	23,378	24,286	12,636	106,625
Kaohsiung	9,054,235	3,318,608	190,162	222,725	71,852	144,012	193,476	28,992	371,360	547,226	317,036	40,515
Hualien	5,278,564	50,441	-	-	-	3,941	-	-	-	-	-	-
Taipei	812,579	62,497	3	6,236	28	-	-	1	-	7	-	-
Suao	752,224	55,536	10,800	-	-	-	-	-	-	-	-	-
Anping	4,617,558	73,505	-	36,729	-	14,716	-	4,983	8,669	-	-	-
2025	19,875,913	4,181,888	325,132	206,091	54	233,310	205,633	55,224	384,990	1,021,257	62,951	104,059
Keelung	230,533	212,495	-	-	-	6	-	-	79,317	133,035	-	-
Taichung	1,276,869	508,522	68,160	5,176	-	34,863	48,084	21,392	26,866	14,159	16,317	84,794
Kaohsiung	8,826,314	3,252,808	247,345	177,430	54	196,828	153,686	22,662	264,486	874,063	46,120	17,160
Hualien	5,003,200	56,113	-	-	-	1,613	-	-	-	-	-	-
Taipei	997,194	49,943	4	-	-	-	-	-	-	-	-	-
Suao	809,207	31,250	3,600	-	-	-	-	-	-	-	-	-
Anping	2,732,596	70,757	6,023	23,485	-	-	3,863	11,170	14,321	-	514	2,105

Source: Keelung, Taichung, Kaohsiung, Hualien Branches, and Taipei, Suao, Anping Branch Offices

Table 15. Outbound Bulk Cargo by Trade Area (Cont.1)

Unit: M.T.

Year	Foreign Country											
	India	Iran	Saudi Arabia	Kuwait	Oman	Sri Lanka	Bengal	United Arab Emirates	Other Asian Areas	South Africa	Nigeria	Other African Areas
2023	194,779	-	46,411	7,255	1,857	-	-	68,844	103,716	2	-	7,029
Keelung	-	-	-	-	-	-	-	-	-	-	-	-
Taichung	62,040	-	17,000	-	-	-	-	-	21,964	-	-	6,000
Kaohsiung	121,810	-	-	-	-	-	-	57,327	18,681	2	-	-
Hualien	-	-	-	-	-	-	-	-	39,500	-	-	-
Taipei	-	-	29,411	7,255	1,857	-	-	11,517	5,932	-	-	1,029
Suao	-	-	-	-	-	-	-	-	17,011	-	-	-
Anping	10,929	-	-	-	-	-	-	-	628	-	-	-
2024	222,243	-	60,650	5,126	2,418	-	-	111,044	110,026	1,001	-	23,302
Keelung	-	-	-	-	-	-	-	-	7,000	-	-	-
Taichung	36,545	-	10,500	-	-	-	-	2,990	9,295	-	-	22,000
Kaohsiung	177,975	-	23,269	-	-	-	-	94,177	8,411	1,001	-	-
Hualien	-	-	-	-	-	-	-	-	46,500	-	-	-
Taipei	-	-	26,881	5,126	2,418	-	-	13,877	6,109	-	-	1,302
Suao	-	-	-	-	-	-	-	-	32,026	-	-	-
Anping	7,723	-	-	-	-	-	-	-	685	-	-	-
2025	184,309	-	97,394	5,242	1,611	-	87,654	104,560	94,527	1,600	-	9,910
Keelung	-	-	-	-	-	-	-	-	-	-	-	-
Taichung	42,265	-	20,000	-	-	-	-	4,025	8,843	-	-	-
Kaohsiung	123,328	-	47,251	-	-	-	87,654	93,345	19,367	1,600	-	8,710
Hualien	-	-	-	-	-	-	-	-	50,300	-	-	-
Taipei	-	-	30,143	5,242	1,611	-	-	7,190	4,417	-	-	1,200
Suao	11,000	-	-	-	-	-	-	-	11,000	-	-	-
Anping	7,716	-	-	-	-	-	-	-	600	-	-	-

Source: Keelung, Taichung, Kaohsiung, Hualien Branches, and Taipei, Suao, Anping Branch Offices

Table 15. Outbound Bulk Cargo by Trade Area (Cont.2)

Unit: M.T.

Year	Foreign Country								
	U.S.A.	Canada	Mexico	Other Central American Areas	Brazil	Other South American Areas	Australia	New Zealand	Other Oceania Areas
2023	679,482	2,039	8,373	24,330	3	9,004	496,877	2,001	11,192
Keelung	46	-	-	-	-	-	-	-	-
Taichung	23,057	-	-	-	-	9,004	3,513	-	2,300
Kaohsiung	344,258	2,039	8,373	24,330	3	-	493,364	1	2,592
Hualien	311,940	-	-	-	-	-	-	-	3,500
Taipei	181	-	-	-	-	-	-	-	-
Suao	-	-	-	-	-	-	-	2,000	2,800
Anping	-	-	-	-	-	-	-	-	-
2024	375,377	5,107	9,148	31,718	6	32,396	440,584	4,004	11,303
Keelung	79	-	-	-	-	-	-	-	1,000
Taichung	25,064	3,068	-	-	-	32,000	4,720	-	1,500
Kaohsiung	350,175	2,039	9,146	31,668	6	-	435,864	4	93
Hualien	-	-	-	-	-	-	-	-	-
Taipei	59	-	2	50	-	396	-	-	-
Suao	-	-	-	-	-	-	-	4,000	8,710
Anping	-	-	-	-	-	-	-	-	-
2025	286,996	801	8,798	37,135	5,001	31,500	506,088	3,154	13,203
Keelung	113	-	-	24	-	-	-	-	-
Taichung	19,381	-	-	-	-	31,500	5,869	-	2,300
Kaohsiung	267,482	801	8,798	37,081	5,001	-	500,219	3	4,203
Hualien	-	-	-	-	-	-	-	-	4,200
Taipei	20	-	-	30	-	-	-	1	-
Suao	-	-	-	-	-	-	-	3,150	2,500
Anping	-	-	-	-	-	-	-	-	-

Source: Keelung, Taichung, Kaohsiung, Hualien Branches, and Taipei, Suao, Anping Branch Offices

Table 15. Outbound Bulk Cargo by Trade Area (End)

Unit: M.T.

Year	Foreign Country									Domestic Area
	Belgium	France	Germany	Italy	Netherlands	United Kingdom	Spain	Sweden	Other European Areas	
2023	70,848	10	30	5,624	37,793	6	28,829	-	18	14,319,206
Keelung	-	-	-	-	-	-	-	-	-	65,356
Taichung	1,000	-	-	-	30,717	-	28,827	-	-	702,770
Kaohsiung	69,848	10	27	5,624	7,076	4	2	-	17	5,789,079
Hualien	-	-	-	-	-	-	-	-	-	5,445,976
Taipei	-	-	3	-	-	2	-	-	1	1,095,383
Suao	-	-	-	-	-	-	-	-	-	974,660
Anping	-	-	-	-	-	-	-	-	-	245,982
2024	21,869	10	43	16,028	72,956	568	25,247	20	1,348	17,776,106
Keelung	-	-	-	-	-	-	-	-	-	269,391
Taichung	2,000	-	-	2,318	58,690	-	17,655	-	-	552,142
Kaohsiung	19,869	10	43	13,710	14,266	566	7,592	20	1,348	5,735,627
Hualien	-	-	-	-	-	-	-	-	-	5,228,123
Taipei	-	-	-	-	-	2	-	-	-	750,082
Suao	-	-	-	-	-	-	-	-	-	696,688
Anping	-	-	-	-	-	-	-	-	-	4,544,053
2025	18,003	9	1	12,256	52,230	319	19,987	-	899	15,694,025
Keelung	-	-	-	-	-	-	-	-	-	18,038
Taichung	5,733	-	-	-	36,953	-	11,842	-	-	768,347
Kaohsiung	12,244	9	1	12,256	14,316	313	8,093	-	899	5,573,506
Hualien	-	-	-	-	-	-	-	-	-	4,947,087
Taipei	26	-	-	-	1	6	52	-	-	947,251
Suao	-	-	-	-	-	-	-	-	-	777,957
Anping	-	-	-	-	960	-	-	-	-	2,661,839

Source: Keelung, Taichung, Kaohsiung, Hualien Branches, and Taipei, Suao, Anping Branch Offices

Table 16. Inbound Containerized Cargo by Merchandise

Unit: M.T.

Year	Grand Total	Foreign Country							
		Count	Animal Products	Vegetable Products	Animal or Vegetable Fats and Oils and the Cleavage Products thereof	Prepared Food, Beverages, Tobacco and Alcohol	Mineral Products	Products of the Chemical or Allied Industries	Plastics, Rubber and the Products thereof
2023	29,279,756	29,279,756	1,027,410	3,495,314	117,136	2,375,657	2,157,462	3,322,049	2,317,594
Keelung	5,065,685	5,065,685	225,068	277,865	22,464	364,032	201,374	807,285	568,472
Taichung	4,975,912	4,975,912	21,826	266,766	22,431	245,828	527,866	769,915	493,853
Kaohsiung	16,851,051	16,851,051	743,311	2,806,918	56,413	1,392,670	1,275,427	1,441,767	1,041,720
Taipei	2,387,108	2,387,108	37,205	143,765	15,828	373,127	152,795	303,082	213,549
Suao	-	-	-	-	-	-	-	-	-
2024	30,423,425	30,423,425	952,808	3,908,522	125,613	2,438,657	1,950,636	3,673,267	2,574,282
Keelung	5,591,564	5,591,564	213,655	296,603	27,327	367,639	189,864	901,528	670,092
Taichung	5,221,544	5,221,544	20,103	268,916	18,021	266,867	474,282	803,144	575,478
Kaohsiung	17,180,056	17,180,056	692,017	3,212,180	61,175	1,416,630	1,141,029	1,593,171	1,100,342
Taipei	2,430,261	2,430,261	27,033	130,823	19,090	387,521	145,461	375,424	228,370
Suao	-	-	-	-	-	-	-	-	-
2025	29,402,159	29,402,159	1,051,284	4,309,229	130,771	2,359,217	1,790,203	3,649,805	2,582,826
Keelung	5,480,646	5,480,646	221,542	315,761	27,910	382,008	175,089	882,964	682,959
Taichung	5,098,063	5,098,063	27,714	306,832	18,152	275,967	387,920	800,279	603,781
Kaohsiung	16,232,915	16,232,915	775,993	3,550,595	66,324	1,314,788	972,506	1,593,278	1,064,754
Taipei	2,590,535	2,590,535	26,035	136,041	18,385	386,454	254,688	373,284	231,332
Suao	-	-	-	-	-	-	-	-	-

Source: Keelung, Taichung, Kaohsiung, Hualien Branches, and Taipei, Suao, Anping Branch Offices

Table 16. Inbound Containerized Cargo by Merchandise (Cont.1)

Unit: M.T.

Year	Foreign Country							
	Leather and the Products thereof	Wood, Bamboo and Rattan Products	Pulp, Paper, Allied Product & Printed Matter	Textiles and Textile Products	Footwear, Headgear, Umbrellas, Feathers and the Products thereof	Non-metallic Mineral Products	Pearl, Precious Stones and Precious Metals	Base Metals and the Products thereof
2023	65,358	1,684,031	3,003,154	470,955	37,699	1,302,262	3,290	5,546,713
Keelung	17,127	121,586	322,543	164,991	20,239	295,392	930	758,493
Taichung	14,909	331,600	694,040	111,825	6,190	313,455	27	679,832
Kaohsiung	31,167	1,151,732	1,612,132	161,797	6,762	518,855	1,191	3,861,344
Taipei	2,155	79,113	374,439	32,342	4,508	174,560	1,142	247,044
Suao	-	-	-	-	-	-	-	-
2024	67,986	1,698,441	2,816,954	464,057	38,374	1,387,491	1,941	5,870,140
Keelung	16,828	129,967	385,821	164,905	18,794	334,233	947	910,199
Taichung	16,641	339,876	710,459	118,812	7,300	330,385	21	758,657
Kaohsiung	32,754	1,149,235	1,425,181	143,723	6,755	519,966	956	3,965,656
Taipei	1,763	79,363	295,493	36,617	5,525	202,907	17	235,628
Suao	-	-	-	-	-	-	-	-
2025	65,394	1,596,136	2,588,797	496,459	35,667	1,328,635	2,962	4,836,946
Keelung	17,532	137,964	376,254	154,648	16,301	314,510	1,432	767,057
Taichung	14,446	347,334	668,677	135,787	7,397	334,872	92	655,630
Kaohsiung	30,567	1,030,839	1,284,331	151,344	5,902	455,977	773	3,158,921
Taipei	2,849	79,999	259,535	54,680	6,067	223,276	665	255,338
Suao	-	-	-	-	-	-	-	-

Source: Keelung, Taichung, Kaohsiung, Hualien Branches, and Taipei, Suao, Anping Branch Offices

Table 16. Inbound Containerized Cargo by Merchandise (End)

Unit: M.T.

Year	Foreign Country						Domestic Area
	Machinery, Electrical Machinery, Apparatus, and Parts and Accessories of such Products	Transportation Equipments	Precision Instruments and Equipments	Arms, Ammunition and the Accessories Thereof	Miscellaneous	Artwork and Antiques	
2023	1,523,543	321,834	56,283	388	451,443	181	-
Keelung	623,889	94,385	20,642	63	158,747	98	-
Taichung	257,465	67,452	10,259	94	140,237	42	-
Kaohsiung	522,402	120,330	17,925	230	86,928	30	-
Taipei	119,787	39,667	7,457	1	65,531	11	-
Suao	-	-	-	-	-	-	-
2024	1,659,893	289,230	56,813	535	447,709	76	-
Keelung	679,076	81,567	22,825	81	179,577	36	-
Taichung	312,258	64,174	9,152	105	126,884	9	-
Kaohsiung	526,066	97,049	14,919	340	80,886	26	-
Taipei	142,493	46,440	9,917	9	60,362	5	-
Suao	-	-	-	-	-	-	-
2025	1,797,476	273,147	58,698	712	447,708	87	-
Keelung	733,141	73,174	24,714	68	175,587	31	-
Taichung	319,206	63,420	9,287	64	121,192	14	-
Kaohsiung	580,723	97,471	15,438	556	81,803	32	-
Taipei	164,406	39,082	9,259	24	69,126	10	-
Suao	-	-	-	-	-	-	-

Source: Keelung, Taichung, Kaohsiung, Hualien Branches, and Taipei, Suao, Anping Branch Offices

Table 17. Inbound Containerized Cargo by Trade Area

Unit: M.T.

Year	Grand Total	Foreign Country										
		Count	Japan	South Korea	Hong Kong	Mainland China	Russia	Vietnam	Thailand	Malaysia	Singapore	The Philippines
2023	29,279,756	29,279,756	2,612,784	1,077,294	564,717	7,019,481	32,058	1,891,974	1,232,571	820,222	380,861	190,680
Keelung	5,065,685	5,065,685	661,523	255,640	246,468	2,281,078	4,189	139,151	194,632	24,097	13,492	4,416
Taichung	4,975,912	4,975,912	785,296	231,430	150,292	1,849,918	24,908	327,996	265,254	140,504	44,346	635
Kaohsiung	16,851,051	16,851,051	753,364	412,807	155,273	2,438,298	2,961	1,312,000	536,812	478,119	235,291	185,578
Taipei	2,387,108	2,387,108	412,601	177,417	12,684	450,187	-	112,827	235,873	177,502	87,732	51
Suao	-	-	-	-	-	-	-	-	-	-	-	-
2024	30,423,425	30,423,425	2,695,774	1,063,385	700,173	8,045,787	40,292	2,033,230	1,262,681	897,300	360,386	173,864
Keelung	5,591,564	5,591,564	707,950	331,537	269,768	2,573,329	12,961	168,373	194,421	21,365	14,942	2,720
Taichung	5,221,544	5,221,544	725,744	256,997	163,968	2,165,086	21,426	337,656	238,675	176,884	38,717	2,864
Kaohsiung	17,180,056	17,180,056	770,022	338,063	222,377	2,784,501	5,905	1,348,803	625,285	492,905	240,992	167,347
Taipei	2,430,261	2,430,261	492,058	136,788	44,060	522,871	-	178,398	204,300	206,146	65,735	933
Suao	-	-	-	-	-	-	-	-	-	-	-	-
2025	29,402,159	29,402,159	2,380,645	1,099,922	784,178	8,422,926	31,107	1,776,404	1,234,689	873,119	420,777	107,064
Keelung	5,480,646	5,480,646	606,617	345,181	296,731	2,651,857	1,585	151,761	190,535	19,673	8,615	922
Taichung	5,098,063	5,098,063	643,220	246,127	172,127	2,158,045	16,118	299,374	210,067	203,240	64,683	630
Kaohsiung	16,232,915	16,232,915	687,521	345,791	270,499	2,876,166	13,404	1,129,012	636,283	449,754	275,928	105,073
Taipei	2,590,535	2,590,535	443,287	162,823	44,821	736,858	-	196,257	197,804	200,452	71,551	439
Suao	-	-	-	-	-	-	-	-	-	-	-	-

Source: Keelung, Taichung, Kaohsiung, Hualien Branches, and Taipei, Suao, Anping Branch Offices

Table 17. Inbound Containerized Cargo by Trade Area (Cont.1)

Unit: M.T.

Year	Foreign Country												
	Indonesia	India	Iran	Saudi Arabia	Kuwait	Pakistan	Turkey	United Arab Emirates	Other Asian Areas	South Africa	Ivory Coast	Egypt	Other African Areas
2023	719,988	809,407	2,212	141,873	21,188	50,679	181,399	232,954	279,900	177,694	101	19,616	75,462
Keelung	30,932	52,710	10	11,316	398	12,852	9,732	19,044	25,608	9,313	-	879	14,093
Taichung	73,463	209,361	1,114	17,069	11,903	8,193	3,966	50,360	28,571	12,832	101	814	9,158
Kaohsiung	468,308	467,727	1,088	97,448	8,887	29,120	167,566	160,729	214,447	155,547	-	11,618	51,518
Taipei	147,285	79,609	-	16,040	-	514	135	2,821	11,274	2	-	6,305	693
Suao	-	-	-	-	-	-	-	-	-	-	-	-	-
2024	756,869	883,872	3,789	143,428	18,123	56,566	167,067	252,954	293,707	145,423	444	17,778	100,760
Keelung	31,533	52,101	-	9,400	297	7,498	9,166	23,282	41,751	10,702	21	1,557	18,742
Taichung	74,661	244,535	1,781	12,370	10,112	8,877	5,260	74,319	40,475	8,477	138	664	22,115
Kaohsiung	483,041	489,722	2,008	117,588	7,714	36,568	152,481	152,885	205,833	126,244	285	13,736	58,897
Taipei	167,634	97,514	-	4,070	-	3,623	160	2,468	5,648	-	-	1,821	1,006
Suao	-	-	-	-	-	-	-	-	-	-	-	-	-
2025	685,228	890,197	6,662	127,609	20,190	50,718	152,063	253,682	291,480	90,840	822	18,138	69,235
Keelung	27,883	58,497	-	13,946	1,122	7,971	10,895	24,185	31,714	8,724	63	1,355	11,581
Taichung	93,160	234,405	1,631	13,820	15,435	9,428	17,728	56,854	33,873	9,328	474	316	13,592
Kaohsiung	420,978	509,706	5,031	95,542	3,630	30,032	123,239	169,296	218,473	72,785	285	15,113	43,146
Taipei	143,207	87,589	-	4,301	3	3,287	201	3,347	7,420	3	-	1,354	916
Suao	-	-	-	-	-	-	-	-	-	-	-	-	-

Source: Keelung, Taichung, Kaohsiung, Hualien Branches, and Taipei, Suao, Anping Branch Offices

Table 17. Inbound Containerized Cargo by Trade Area (Cont.2)

Unit: M.T.

Year	Foreign Country											
	U.S.A.	Canada	Other North American Areas	Dominican Republic	Mexico	Panam	Other Central American Areas	Argentina	Brazil	Chile	Peru	Other South American Areas
2023	5,159,796	653,371	45	244,215	77,846	75,521	356,969	25,137	149,181	264,444	56,350	125,279
Keelung	402,013	14,039	-	3,852	5,013	4,819	23,768	3,488	11,518	144,018	8,415	18,147
Taichung	144,715	46,588	-	45,149	6,979	20,039	33,388	4,351	26,435	16,678	41	20,952
Kaohsiung	4,277,446	590,838	45	194,980	65,846	50,663	299,663	17,298	109,791	103,190	47,882	86,141
Taipei	335,622	1,906	-	234	8	-	150	-	1,437	558	12	39
Suao	-	-	-	-	-	-	-	-	-	-	-	-
2024	5,117,950	670,406	-	216,531	64,175	64,273	378,803	31,202	143,575	226,267	49,128	117,258
Keelung	435,954	23,299	-	2,663	7,848	4,265	13,684	5,072	11,236	110,371	5,822	14,788
Taichung	132,410	77,577	-	46,163	2,957	26,217	33,993	10,639	44,973	11,443	374	21,674
Kaohsiung	4,409,727	567,533	-	167,705	53,370	33,711	330,542	15,478	85,575	102,044	42,911	80,574
Taipei	139,859	1,997	-	-	-	80	584	13	1,791	2,409	21	222
Suao	-	-	-	-	-	-	-	-	-	-	-	-
2025	5,104,893	548,274	26	111,537	49,392	46,432	237,863	29,617	131,708	228,791	61,208	109,348
Keelung	334,808	16,866	-	3,284	7,866	5,683	14,425	7,098	9,689	105,613	2,363	20,248
Taichung	121,886	42,733	-	38,474	15,960	18,276	31,034	7,110	34,255	16,778	198	16,898
Kaohsiung	4,487,587	488,299	26	69,779	25,515	22,473	191,979	15,211	84,374	105,242	58,621	72,075
Taipei	160,612	376	-	-	51	-	425	198	3,390	1,158	26	127
Suao	-	-	-	-	-	-	-	-	-	-	-	-

Source: Keelung, Taichung, Kaohsiung, Hualien Branches, and Taipei, Suao, Anping Branch Offices

Table 17. Inbound Containerized Cargo by Trade Area (End)

Unit: M.T.

Year	Foreign Country												Domestic Area	
	Australia	New Zealand	Other Oceania Areas	Belgium	France	Germany	Italy	Netherlands	United Kingdom	Spain	Sweden	Finland		Other European Areas
2023	1,307,158	310,228	26,471	181,749	87,218	395,546	183,391	356,214	141,967	156,481	86,103	79,806	244,155	-
Keelung	21,783	186,621	1,337	15,548	12,973	23,118	33,909	20,855	11,966	17,836	10,716	8,747	49,613	-
Taichung	179,086	21,239	799	16,015	2,358	10,771	12,522	34,222	33,770	5,373	10,510	6,999	29,449	-
Kaohsiung	1,106,163	102,349	24,236	146,176	71,088	318,091	135,891	270,191	84,938	131,127	58,517	58,342	155,653	-
Taipei	126	19	99	4,010	799	43,566	1,069	30,946	11,293	2,145	6,360	5,718	9,440	-
Suao	-	-	-	-	-	-	-	-	-	-	-	-	-	-
2024	1,041,821	336,280	32,588	170,576	93,638	374,072	162,343	306,245	121,110	151,538	72,897	87,327	279,770	-
Keelung	40,235	201,589	1,477	15,770	9,086	21,600	25,803	20,164	9,425	18,789	11,002	15,975	62,231	-
Taichung	40,171	13,923	49	12,292	2,100	7,491	9,215	18,030	15,448	4,674	10,039	11,345	36,546	-
Kaohsiung	961,391	120,759	30,724	138,492	80,910	289,187	126,641	230,638	74,543	124,542	48,040	54,815	167,002	-
Taipei	24	9	338	4,022	1,542	55,794	684	37,413	21,694	3,533	3,816	5,192	13,991	-
Suao	-	-	-	-	-	-	-	-	-	-	-	-	-	-
2025	980,973	370,350	32,104	138,008	97,056	328,845	140,787	229,302	73,871	148,163	76,476	90,457	248,983	-
Keelung	42,958	210,973	1,081	20,253	18,216	22,562	36,359	23,287	8,312	22,374	12,175	9,191	53,549	-
Taichung	60,892	16,577	80	10,255	3,190	21,268	17,675	22,804	11,202	10,662	12,668	11,572	41,941	-
Kaohsiung	871,897	142,793	30,842	100,560	74,200	243,031	86,335	158,123	39,618	113,511	48,416	64,544	141,177	-
Taipei	5,226	7	101	6,940	1,450	41,984	418	25,088	14,739	1,616	3,217	5,150	12,316	-
Suao	-	-	-	-	-	-	-	-	-	-	-	-	-	-

Source: Keelung, Taichung, Kaohsiung, Hualien Branches, and Taipei, Suao, Anping Branch Offices

Table 18. Outbound Containerized Cargo by Merchandise

Unit: M.T.

Year	Grand Total	Foreign Country							
		Count	Animal Products	Vegetable Products	Animal or Vegetable Fats and Oils and Their Cleavage Products	Prepared Food, Beverages, Tobacco and Alcohol	Mineral Products	Products of the Chemical or Allied Industries	Plastics, Rubber and the Products thereof
2023	26,808,657	26,808,657	198,046	268,981	73,705	778,864	425,069	4,060,235	9,559,433
Keelung	2,792,221	2,792,221	23,184	13,806	9,104	102,492	13,219	615,662	717,362
Taichung	5,220,241	5,220,241	13,598	56,615	32,588	148,904	244,672	680,981	1,729,297
Kaohsiung	15,917,135	15,917,135	142,548	186,553	28,872	422,481	149,389	2,162,562	6,175,983
Taipei	2,878,060	2,878,060	18,716	12,007	3,141	104,987	17,789	600,030	936,791
Suao	1,000	1,000	-	-	-	-	-	1,000	-
2024	26,151,475	26,151,475	236,112	282,134	60,158	784,534	501,802	4,046,564	9,211,399
Keelung	2,727,298	2,727,298	20,530	14,223	10,040	119,132	14,222	614,973	686,750
Taichung	4,796,137	4,796,137	16,093	71,179	22,655	133,690	306,001	646,941	1,514,697
Kaohsiung	15,917,786	15,917,786	175,600	182,263	26,170	441,294	161,634	2,175,371	6,085,577
Taipei	2,710,254	2,710,254	23,889	14,469	1,293	90,418	19,945	609,279	924,375
Suao	-	-	-	-	-	-	-	-	-
2025	24,248,650	24,248,650	192,268	255,352	57,562	703,393	502,855	3,888,928	8,202,197
Keelung	2,337,411	2,337,411	19,115	12,743	4,939	100,626	12,280	569,190	527,501
Taichung	4,587,265	4,587,265	12,396	70,812	13,623	120,192	317,468	629,834	1,364,956
Kaohsiung	14,587,885	14,587,885	145,155	161,742	35,372	397,731	151,207	2,087,919	5,380,502
Taipei	2,736,089	2,736,089	15,602	10,055	3,628	84,844	21,900	601,985	929,238
Suao	-	-	-	-	-	-	-	-	-

Source: Keelung, Taichung, Kaohsiung, Hualien Branches, and Taipei, Suao, Anping Branch Offices

Table 18. Outbound Containerized Cargo by Merchandise (Cont.1)

Unit: M.T.

Year	Foreign Country							
	Leather and the Products thereof	Wood, Bamboo and Rattan Products	Pulp, Paper, Allied Product & Printed Matter	Textiles and Textile Products	Footwear,Headgear, Umbrellas, Feathers and the Products thereof	Non-metallic Mineral Products	Pearl, Precious Stones and Precious Metals	Base Metals and the Products thereof
2023	29,051	31,095	2,144,520	1,132,073	13,895	538,040	2,090	4,383,369
Keelung	1,025	2,117	225,821	224,973	839	74,391	65	324,783
Taichung	7,946	5,165	1,055,513	245,711	3,681	185,422	394	326,901
Kaohsiung	19,024	21,569	643,452	474,275	7,735	211,858	1,395	3,475,126
Taipei	1,056	2,244	219,734	187,114	1,640	66,369	236	256,559
Suao	-	-	-	-	-	-	-	-
2024	28,553	28,174	1,934,226	1,083,041	13,274	487,091	1,871	4,370,467
Keelung	563	2,223	182,714	222,498	867	70,653	12	327,287
Taichung	7,635	5,469	888,834	254,555	3,413	132,675	565	328,075
Kaohsiung	19,425	18,822	674,092	433,561	7,609	226,362	1,014	3,478,626
Taipei	930	1,660	188,586	172,427	1,385	57,401	280	236,479
Suao	-	-	-	-	-	-	-	-
2025	27,599	54,905	1,874,012	894,401	12,615	471,309	2,191	4,136,892
Keelung	650	1,344	172,832	158,097	623	57,711	9	288,626
Taichung	6,045	6,115	833,481	207,625	2,947	154,659	636	341,736
Kaohsiung	19,845	46,221	658,987	368,730	7,590	192,331	1,105	3,238,917
Taipei	1,059	1,225	208,712	159,949	1,455	66,608	441	267,613
Suao	-	-	-	-	-	-	-	-

Source: Keelung, Taichung, Kaohsiung, Hualien Branches, and Taipei, Suao, Anping Branch Offices

Table 18. Outbound Containerized Cargo by Merchandise (End)

Unit: M.T.

Year	Foreign Country						Domestic Area
	Machinery, Electrical Machinery, Apparatus, and Accessories of such Products	Transportation Equipments	Precision Instruments and Equipments	Arms, Ammunition and the Accessories Thereof	Miscellaneous	Artwork and Antiques	
2023	1,798,119	660,244	140,618	4,118	567,081	11	-
Keelung	291,492	85,340	30,284	649	35,609	4	-
Taichung	310,706	70,551	20,298	303	80,995	-	-
Kaohsiung	951,219	415,052	60,486	2,527	365,024	5	-
Taipei	244,702	89,301	29,550	639	85,453	2	-
Suao	-	-	-	-	-	-	-
2024	1,829,424	639,448	94,010	4,090	515,086	17	-
Keelung	289,999	97,197	20,961	780	31,672	2	-
Taichung	311,343	64,082	9,679	281	78,272	3	-
Kaohsiung	999,192	416,704	41,196	2,566	350,701	7	-
Taipei	228,890	61,465	22,174	463	54,441	5	-
Suao	-	-	-	-	-	-	-
2025	1,768,284	651,842	88,013	3,891	460,131	10	-
Keelung	277,552	92,413	16,407	951	23,798	4	-
Taichung	323,480	79,034	9,370	284	92,572	-	-
Kaohsiung	936,498	419,072	41,735	1,655	295,565	6	-
Taipei	230,754	61,323	20,501	1,001	48,196	-	-
Suao	-	-	-	-	-	-	-

Source: Keelung, Taichung, Kaohsiung, Hualien Branches, and Taipei, Suao, Anping Branch Offices

Table 19. Outbound Containerized Cargo by Trade Area

Unit: M.T.

Year	Grand Total	Foreign Country										
		Count	Japan	South Korea	Hong Kong	Mainland China	Russia	Vietnam	Thailand	Malaysia	Singapore	The Philippines
2023	26,808,657	26,808,657	2,032,702	737,080	474,254	5,999,676	71,554	2,324,555	879,896	790,634	253,314	392,308
Keelung	2,792,221	2,792,221	214,381	76,022	96,462	923,602	16,998	234,448	147,593	72,130	31,641	1,888
Taichung	5,220,241	5,220,241	432,088	152,683	130,885	2,492,446	19,055	586,208	159,518	147,826	48,287	2,116
Kaohsiung	15,917,135	15,917,135	721,747	425,325	229,642	2,371,265	35,109	1,128,931	504,281	495,144	145,520	388,241
Taipei	2,878,060	2,878,060	664,486	83,050	17,265	211,363	392	374,968	68,504	75,534	27,866	63
Suao	1,000	1,000	-	-	-	1,000	-	-	-	-	-	-
2024	26,151,475	26,151,475	2,123,547	756,275	470,411	5,340,989	68,668	2,447,976	915,925	939,509	268,909	391,866
Keelung	2,727,298	2,727,298	195,801	77,626	84,594	828,115	17,383	247,176	128,241	63,923	33,194	2,344
Taichung	4,796,137	4,796,137	450,435	140,112	123,533	2,153,865	15,204	578,671	110,422	144,917	57,441	4,644
Kaohsiung	15,917,786	15,917,786	784,828	440,966	234,857	2,129,123	35,716	1,273,110	611,763	635,492	152,454	381,467
Taipei	2,710,254	2,710,254	692,483	97,571	27,427	229,886	365	349,019	65,499	95,177	25,820	3,411
Suao	-	-	-	-	-	-	-	-	-	-	-	-
2025	24,248,650	24,248,650	2,091,678	693,644	437,490	4,699,159	40,621	2,478,256	808,078	842,246	244,062	367,014
Keelung	2,337,411	2,337,411	135,869	68,490	63,275	727,821	11,546	257,657	101,855	47,499	34,356	3,990
Taichung	4,587,265	4,587,265	469,367	124,183	120,503	1,948,318	9,887	543,747	83,242	127,782	46,613	6,108
Kaohsiung	14,587,885	14,587,885	777,174	401,175	217,015	1,763,219	18,905	1,331,545	565,427	575,432	138,554	350,687
Taipei	2,736,089	2,736,089	709,268	99,796	36,697	259,801	283	345,307	57,554	91,533	24,539	6,229
Suao	-	-	-	-	-	-	-	-	-	-	-	-

Source: Keelung, Taichung, Kaohsiung, Hualien Branches, and Taipei, Suao, Anping Branch Offices

Table 19. Outbound Containerized Cargo by Trade Area (Cont.1)

Unit: M.T.

Year	Foreign Country												
	Indonesia	India	Iran	Saudi Arabia	Kuwait	Pakistan	Turkey	United Arab Emirates	Other Asian Areas	South Africa	Ivory Coast	Egypt	Other African Areas
2023	597,337	1,492,521	8,726	215,114	21,895	173,503	266,962	235,868	910,278	104,551	9,216	108,548	190,726
Keelung	11,201	76,432	86	37,743	299	49,799	17,254	7,123	66,888	2,137	1,107	10,951	41,988
Taichung	181,078	242,242	6,834	17,097	400	14,907	41,903	24,519	175,800	4,483	1,619	11,126	34,103
Kaohsiung	325,797	1,080,180	1,806	133,621	21,172	91,964	201,394	202,065	623,777	97,760	6,302	60,620	102,391
Taipei	79,261	93,667	-	26,653	24	16,833	6,411	2,161	43,813	171	188	25,851	12,244
Suao	-	-	-	-	-	-	-	-	-	-	-	-	-
2024	610,320	1,488,396	6,572	213,428	21,445	149,327	168,812	213,372	850,511	96,725	8,799	81,245	196,918
Keelung	12,514	103,811	114	70,368	674	41,549	13,642	11,747	63,763	2,244	1,844	7,536	50,853
Taichung	170,220	232,473	3,463	11,359	1,024	13,972	32,685	22,628	147,719	4,755	1,781	4,646	38,382
Kaohsiung	336,664	1,037,468	2,995	130,313	19,692	80,883	117,191	178,290	629,649	89,553	3,479	63,837	94,564
Taipei	90,922	114,644	-	1,388	55	12,923	5,294	707	9,380	173	1,695	5,226	13,119
Suao	-	-	-	-	-	-	-	-	-	-	-	-	-
2025	532,007	1,194,334	3,671	199,935	25,803	135,389	170,720	220,416	808,503	94,449	9,600	84,050	186,485
Keelung	14,362	49,407	1	65,798	605	31,990	14,157	7,154	57,327	2,091	2,102	11,227	49,864
Taichung	136,208	171,904	1,043	12,406	1,816	9,473	28,665	28,161	170,114	3,134	1,462	7,235	40,371
Kaohsiung	309,520	907,270	2,627	120,538	23,382	80,387	124,642	183,310	570,853	89,204	5,971	64,325	93,658
Taipei	71,917	65,753	-	1,193	-	13,539	3,256	1,791	10,209	20	65	1,263	2,592
Suao	-	-	-	-	-	-	-	-	-	-	-	-	-

Source: Keelung, Taichung, Kaohsiung, Hualien Branches, and Taipei, Suao, Anping Branch Offices

Table 19. Outbound Containerized Cargo by Trade Area (Cont.2)

Unit: M.T.

Year	Foreign Country											
	U.S.A.	Canada	Other North American Areas	Dominican Republic	Mexico	Panam	Other Central American Areas	Argentina	Brazil	Chile	Peru	Other South American Areas
2023	4,103,391	368,258	74	36,877	405,310	20,895	176,464	32,915	253,828	31,187	69,990	130,523
Keelung	333,239	4,046	20	314	102,791	1,000	73,183	6,479	24,528	12,366	15,488	20,348
Taichung	74,986	4,284	9	740	9,985	1,047	2,518	3,552	41,390	1,203	1,166	5,452
Kaohsiung	3,010,119	359,896	44	35,774	291,043	18,845	100,594	20,901	180,541	17,482	53,282	104,074
Taipei	685,047	32	1	49	1,491	3	169	1,983	7,369	136	54	649
Suao	-	-	-	-	-	-	-	-	-	-	-	-
2024	4,166,978	343,666	146	45,987	321,374	19,689	143,761	20,703	197,627	27,613	63,935	104,163
Keelung	364,600	3,789	22	371	82,156	1,880	54,855	3,899	22,947	11,596	19,624	15,568
Taichung	76,649	4,427	-	506	9,191	2,151	1,937	3,247	44,723	801	440	3,153
Kaohsiung	3,174,906	335,384	124	44,940	228,734	15,638	86,747	12,357	124,965	15,126	43,797	85,042
Taipei	550,823	66	-	170	1,293	20	222	1,200	4,992	90	74	400
Suao	-	-	-	-	-	-	-	-	-	-	-	-
2025	3,966,421	351,131	59	33,673	279,783	15,453	149,690	23,648	183,497	21,774	45,212	98,675
Keelung	291,712	5,475	6	434	83,190	1,139	65,248	4,076	15,324	9,808	15,981	12,808
Taichung	150,150	11,629	-	2,669	12,569	2,838	9,526	3,146	37,946	1,312	1,419	5,219
Kaohsiung	2,905,002	333,937	53	30,484	181,788	11,436	74,522	15,328	123,236	10,477	27,792	79,190
Taipei	619,557	90	-	86	2,236	40	394	1,098	6,991	177	20	1,458
Suao	-	-	-	-	-	-	-	-	-	-	-	-

Source: Keelung, Taichung, Kaohsiung, Hualien Branches, and Taipei, Suao, Anping Branch Offices

Table 19. Outbound Containerized Cargo by Trade Area (End)

Unit: M.T.

Year	Foreign Country													Domestic Area
	Australia	New Zealand	Other Oceania Areas	Belgium	France	Germany	Italy	Netherlands	United Kingdom	Spain	Sweden	Finland	Other European Areas	
2023	633,796	100,935	104,421	149,364	98,413	356,873	204,696	398,924	224,096	121,144	52,061	14,795	428,209	-
Keelung	15,703	8,770	4,164	1,831	738	1,194	3,346	898	4,864	2,910	1,022	175	14,631	-
Taichung	12,622	3,152	24,126	19,341	9,084	9,207	7,580	4,224	6,376	7,768	2,679	523	40,004	-
Kaohsiung	605,292	89,009	76,107	123,713	81,077	283,672	192,888	286,176	134,285	102,493	40,267	10,392	305,115	-
Taipei	179	4	24	4,479	7,514	62,800	882	107,626	78,571	7,973	8,093	3,705	68,459	-
Suao	-	-	-	-	-	-	-	-	-	-	-	-	-	-
2024	592,889	111,186	128,937	153,653	94,395	375,285	194,480	387,464	223,939	124,323	63,184	16,346	399,807	-
Keelung	29,256	9,811	7,101	2,502	1,097	1,902	4,459	2,366	7,151	3,812	1,296	297	15,885	-
Taichung	19,643	2,495	48,680	21,010	10,821	9,711	6,614	5,962	8,932	7,902	4,123	323	38,345	-
Kaohsiung	543,772	98,836	72,436	122,031	74,023	306,061	181,652	284,758	132,752	106,215	52,679	10,907	299,550	-
Taipei	218	44	720	8,110	8,454	57,611	1,755	94,378	75,104	6,394	5,086	4,819	46,027	-
Suao	-	-	-	-	-	-	-	-	-	-	-	-	-	-
2025	554,714	102,415	118,757	125,366	89,593	342,084	196,119	353,179	194,505	124,685	50,577	17,007	443,023	-
Keelung	23,001	8,520	6,897	2,598	1,905	2,313	5,463	2,342	3,664	2,089	1,525	326	13,124	-
Taichung	22,509	2,366	46,059	29,587	12,449	25,072	20,262	10,419	14,654	14,458	4,609	716	53,940	-
Kaohsiung	508,004	91,515	64,205	84,183	68,552	260,159	167,381	248,609	115,421	102,872	38,917	12,034	317,968	-
Taipei	1,200	14	1,596	8,998	6,687	54,540	3,013	91,809	60,766	5,266	5,526	3,931	57,991	-
Suao	-	-	-	-	-	-	-	-	-	-	-	-	-	-

Source: Keelung, Taichung, Kaohsiung, Hualien Branches, and Taipei, Suao, Anping Branch Offices

Table 20. Inbound General Cargo by Merchandise

Unit: M.T.

Year	Grand Total	Foreign Country								
		Count	Animal Products	Vegetable Products	Animal or Vegetable Fats and Oils and the Cleavage Products	Prepared Foods, Beverages, Tobacco and Alcohol	Mineral Products	Products of the Chemical or Allied Industries	Plastics, Rubber and the Products thereof	Leather and the Products thereof
2023	6,907,903	6,740,441	845	4,876	452	1,599	327,145	64,891	3,297	189
Keelung	397,331	385,530	31	59	17	356	97	1,028	1,382	84
Taichung	478,061	456,876	-	57	-	5	33,596	41,575	485	41
Kaohsiung	5,793,527	5,680,491	671	4,756	26	1,201	293,428	22,074	1,152	22
Hualien	654	654	-	-	-	-	-	-	-	-
Taipei	190,515	169,075	143	4	4	37	24	214	266	42
Suao	192	192	-	-	-	-	-	-	-	-
Anping	47,623	47,623	-	-	405	-	-	-	12	-
2024	8,002,107	7,755,981	423	1,382	36	1,327	374,480	45,885	3,290	221
Keelung	458,572	448,407	8	71	6	353	95	1,245	1,243	77
Taichung	494,338	473,846	-	14	-	8	41,378	2,428	805	55
Kaohsiung	6,806,269	6,610,559	264	1,253	30	903	333,003	22,879	1,018	19
Hualien	1,448	1,448	-	-	-	-	-	-	-	-
Taipei	120,064	100,305	151	44	-	63	4	7,233	224	70
Suao	-	-	-	-	-	-	-	-	-	-
Anping	121,416	121,416	-	-	-	-	-	12,100	-	-
2025	7,620,314	7,363,724	486	161	28	1,029	470,433	21,342	3,473	231
Keelung	491,414	436,926	70	14	11	196	60	1,005	1,076	71
Taichung	664,585	644,133	-	3	1	9	42,700	7,725	865	39
Kaohsiung	6,226,071	6,062,780	316	138	16	792	426,623	12,432	1,200	10
Hualien	2,885	2,885	-	-	-	-	-	-	-	-
Taipei	162,473	144,114	100	6	-	32	50	180	332	111
Suao	-	-	-	-	-	-	-	-	-	-
Anping	72,886	72,886	-	-	-	-	1,000	-	-	-

Source: Keelung, Taichung, Kaohsiung, Hualien Branches, and Taipei, Suao, Anping Branch Offices

Table 20. Inbound General Cargo by Merchandise (Cont.1)

Unit: M.T.

Year	Foreign Country								
	Wood, Bamboo and Rattan Products	Pulp, Paper, Allied Product & Printed Matter	Textiles and Textile Products	Footwear,Headgear,Umbrellas, Feathers and the Products thereof	Non-metallic Mineral Products	Pearl, Precious Stones, Precious Metals	Base Metals and the Products thereof	Machinery Electrical Machinery, Apparatus and Accessories of	Transportation Equipments
2023	233,177	366,446	460	96	44,023	6	5,464,602	193,128	33,803
Keelung	8	95	96	7	158	3	361,574	13,179	6,742
Taichung	14	231,635	113	35	2,035	-	78,289	64,077	4,776
Kaohsiung	233,154	134,701	158	10	335	-	4,916,305	64,952	7,024
Hualien	-	-	-	-	-	-	-	363	291
Taipei	1	15	89	44	39	3	108,294	44,848	14,881
Suao	-	-	-	-	-	-	-	192	-
Anping	-	-	4	-	41,456	-	140	5,517	89
2024	231,841	410,294	480	44	106,408	11	6,322,947	213,014	42,703
Keelung	11	79	126	7	192	1	422,445	15,267	6,609
Taichung	4	226,930	115	20	304	-	117,237	75,302	9,128
Kaohsiung	231,826	183,252	175	5	205	9	5,753,486	79,915	1,987
Hualien	-	-	-	-	-	-	-	-	1,448
Taipei	-	33	61	12	18	1	26,594	42,098	23,531
Suao	-	-	-	-	-	-	-	-	-
Anping	-	-	3	-	105,689	-	3,185	432	-
2025	234,948	393,850	507	68	70,456	34	5,828,521	302,432	34,166
Keelung	7	152	123	8	509	-	411,712	16,275	5,233
Taichung	44	234,052	101	14	372	-	157,689	190,685	9,239
Kaohsiung	234,897	159,567	166	3	148	32	5,172,640	46,673	6,877
Hualien	-	-	-	-	-	-	-	-	2,885
Taipei	-	79	117	43	30	2	86,454	46,339	9,929
Suao	-	-	-	-	-	-	-	-	-
Anping	-	-	-	-	69,397	-	26	2,460	3

Source: Keelung, Taichung, Kaohsiung, Hualien Branches, and Taipei, Suao, Anping Branch Offices

Table 20. Inbound General Cargo by Merchandise (End)

Unit: M.T.

Year	Foreign Country				Domestic Area			
	Precision Instruments and Equipments	Miscellaneous	Artwork and Antiques	Others	Count	Prepared Food, Beverages, Tobacco and Alcohol	Miscellaneous	Others
2023	634	772	-	-	167,462	-	162,171	5,291
Keelung	188	426	-	-	11,801	-	11,801	-
Taichung	31	112	-	-	21,185	-	21,185	-
Kaohsiung	394	128	-	-	113,036	-	107,745	5,291
Hualien	-	-	-	-	-	-	-	-
Taipei	21	106	-	-	21,440	-	21,440	-
Suao	-	-	-	-	-	-	-	-
Anping	-	-	-	-	-	-	-	-
2024	535	660	-	-	246,126	-	175,187	70,939
Keelung	250	322	-	-	10,165	-	10,165	-
Taichung	27	91	-	-	20,492	-	20,492	-
Kaohsiung	241	89	-	-	195,710	-	124,771	70,939
Hualien	-	-	-	-	-	-	-	-
Taipei	17	151	-	-	19,759	-	19,759	-
Suao	-	-	-	-	-	-	-	-
Anping	-	7	-	-	-	-	-	-
2025	753	806	-	-	256,590	-	213,798	42,792
Keelung	175	229	-	-	54,488	-	15,599	38,889
Taichung	386	209	-	-	20,452	-	20,452	-
Kaohsiung	135	115	-	-	163,291	-	159,388	3,903
Hualien	-	-	-	-	-	-	-	-
Taipei	57	253	-	-	18,359	-	18,359	-
Suao	-	-	-	-	-	-	-	-
Anping	-	-	-	-	-	-	-	-

Source: Keelung, Taichung, Kaohsiung, Hualien Branches, and Taipei, Suao, Anping Branch Offices

Table 21. Inbound General Cargo by Trade Area

Unit: M.T.

Year	Grand Total	Foreign Country										
		Count	Japan	South Korea	Hong Kong	Mainland China	Russia	Vietnam	Thailand	Malaysia	Singapore	The Philippines
2023	6,907,903	6,740,441	1,531,198	421,464	2,352	1,099,981	1,597,928	369,640	27,692	116,112	7,606	2,046
Keelung	397,331	385,530	259,864	33,469	1,467	54,003	-	100	75	-	50	2,023
Taichung	478,061	456,876	6,199	20,556	397	80,112	2,500	31,095	122	16	2,437	-
Kaohsiung	5,793,527	5,680,491	1,205,348	275,739	406	961,196	1,595,428	292,241	27,412	115,463	3,283	23
Hualien	654	654	291	-	-	126	-	-	-	-	-	-
Taipei	190,515	169,075	59,393	91,508	82	1,685	-	4,748	83	228	1,706	-
Suao	192	192	-	192	-	-	-	-	-	-	-	-
Anping	47,623	47,623	103	-	-	2,859	-	41,456	-	405	130	-
2024	8,002,107	7,755,981	1,565,658	558,304	3,447	2,042,236	1,283,032	469,113	7,403	119,889	8,181	147
Keelung	458,572	448,407	284,385	39,478	1,562	67,870	-	20	59	-	13	-
Taichung	494,338	473,846	10,923	46,461	471	61,920	-	8,542	328	388	5,326	-
Kaohsiung	6,806,269	6,610,559	1,218,009	457,447	1,289	1,890,833	1,283,032	344,297	6,919	119,034	582	147
Hualien	1,448	1,448	1,448	-	-	-	-	-	-	-	-	-
Taipei	120,064	100,305	50,563	14,015	125	8,781	-	9,025	97	467	2,239	-
Suao	-	-	-	-	-	-	-	-	-	-	-	-
Anping	121,416	121,416	330	903	-	12,832	-	107,229	-	-	21	-
2025	7,620,314	7,363,724	1,723,501	554,861	4,049	1,404,972	1,156,888	610,411	40,913	167,996	3,863	1,210
Keelung	491,414	436,926	303,039	28,852	1,834	65,917	-	4,429	100	30	-	-
Taichung	664,585	644,133	26,226	33,474	708	64,562	-	85,670	10	52,678	540	51
Kaohsiung	6,226,071	6,062,780	1,309,131	448,632	1,192	1,261,653	1,156,888	448,024	40,688	115,059	1,147	1,159
Hualien	2,885	2,885	2,885	-	-	-	-	-	-	-	-	-
Taipei	162,473	144,114	81,972	43,879	315	10,623	-	1,891	115	229	2,176	-
Suao	-	-	-	-	-	-	-	-	-	-	-	-
Anping	72,886	72,886	248	24	-	2,217	-	70,397	-	-	-	-

Source: Keelung, Taichung, Kaohsiung, Hualien Branches, and Taipei, Suao, Anping Branch Offices

Table 21. Inbound General Cargo by Trade Area (Cont.1)

Unit: M.T.

Year	Foreign Country							
	Indonesia	India	Saudi Arabia	United Arab Emirates	Other Asian Areas	South Africa	Nigeria	Other African Areas
2023	744,063	10,918	83,260	48,686	16,721	-	-	152
Keelung	-	47	-	-	8	-	-	-
Taichung	38,506	834	-	143	708	-	-	-
Kaohsiung	705,326	9,626	83,260	48,543	16,005	-	-	152
Hualien	-	-	-	-	-	-	-	-
Taipei	231	31	-	-	-	-	-	-
Suao	-	-	-	-	-	-	-	-
Anping	-	380	-	-	-	-	-	-
2024	783,658	16,049	137,540	3,734	458	20	-	243
Keelung	-	3	-	-	328	-	-	189
Taichung	78,866	-	-	-	-	-	-	-
Kaohsiung	704,791	16,009	137,540	3,734	83	20	-	54
Hualien	-	-	-	-	-	-	-	-
Taipei	1	37	-	-	47	-	-	-
Suao	-	-	-	-	-	-	-	-
Anping	-	-	-	-	-	-	-	-
2025	661,126	92,483	122,619	-	41,328	50	-	22
Keelung	1	10	-	-	7	-	-	-
Taichung	54,431	2	-	-	-	-	-	-
Kaohsiung	606,650	92,313	122,619	-	41,321	50	-	22
Hualien	-	-	-	-	-	-	-	-
Taipei	44	158	-	-	-	-	-	-
Suao	-	-	-	-	-	-	-	-
Anping	-	-	-	-	-	-	-	-

Source: Keelung, Taichung, Kaohsiung, Hualien Branches, and Taipei, Suao, Anping Branch Offices

Table 21. Inbound General Cargo by Trade Area (Cont.2)

Unit: M.T.

Year	Foreign Country									
	U.S.A.	Canada	Mexico	Other North American Areas	Argentina	Brazil	Chile	Other South American Areas	Australia	New Zealand
2023	13,614	20	-	-	1	204,727	172,692	-	48,909	154,149
Keelung	548	-	-	-	-	-	25	-	27,294	7
Taichung	9,396	-	-	-	-	65,651	172,566	-	-	-
Kaohsiung	2,341	20	-	-	1	139,076	100	-	21,114	154,142
Hualien	-	-	-	-	-	-	-	-	-	-
Taipei	293	-	-	-	-	-	1	-	501	-
Suao	-	-	-	-	-	-	-	-	-	-
Anping	1,036	-	-	-	-	-	-	-	-	-
2024	5,982	15	2,050	103	1	234,689	175,513	1	90,032	168,452
Keelung	890	-	2,050	-	-	-	113	1	43,450	14
Taichung	2,922	-	-	103	-	51,510	175,387	-	-	-
Kaohsiung	2,025	15	-	-	1	183,179	13	-	45,913	168,437
Hualien	-	-	-	-	-	-	-	-	-	-
Taipei	145	-	-	-	-	-	-	-	669	1
Suao	-	-	-	-	-	-	-	-	-	-
Anping	-	-	-	-	-	-	-	-	-	-
2025	2,041	25	1,091	-	-	219,669	175,575	-	80,398	181,726
Keelung	146	-	1,086	-	-	-	1,009	-	25,781	4
Taichung	334	-	-	-	-	59,443	174,564	-	1	-
Kaohsiung	1,268	25	-	-	-	159,438	2	-	54,020	181,720
Hualien	-	-	-	-	-	-	-	-	-	-
Taipei	293	-	5	-	-	788	-	-	596	2
Suao	-	-	-	-	-	-	-	-	-	-
Anping	-	-	-	-	-	-	-	-	-	-

Source: Keelung, Taichung, Kaohsiung, Hualien Branches, and Taipei, Suao, Anping Branch Offices

Table 21. Inbound General Cargo by Trade Area (End)

Unit: M.T.

Year	Foreign Country											Domestic Area
	Other Oceanian Areas	Belgium	France	Germany	Italy	Netherlands	United Kingdom	Spain	Sweden	Ukraine	Other European Areas	
2023	15,501	13,721	491	13,646	1,436	778	1,310	312	733	-	18,582	167,462
Keelung	-	1,603	47	3,782	41	4	308	14	732	-	19	11,801
Taichung	-	4,302	-	2,595	20	31	233	141	-	-	18,316	21,185
Kaohsiung	15,501	5,612	444	787	790	703	271	128	-	-	10	113,036
Hualien	-	-	-	-	-	-	-	-	-	-	237	-
Taipei	-	2,204	-	5,228	585	40	498	29	1	-	-	21,440
Suao	-	-	-	-	-	-	-	-	-	-	-	-
Anping	-	-	-	1,254	-	-	-	-	-	-	-	-
2024	9,147	13,392	364	22,230	2,968	7,852	724	1,525	921	-	20,908	246,126
Keelung	41	2,524	3	2,046	2,101	5	333	8	919	-	2	10,165
Taichung	-	2,382	-	6,563	-	-	94	1,359	-	-	20,301	20,492
Kaohsiung	9,106	7,798	348	734	564	7,730	196	75	-	-	605	195,710
Hualien	-	-	-	-	-	-	-	-	-	-	-	-
Taipei	-	688	13	12,887	303	16	101	83	2	-	-	19,759
Suao	-	-	-	-	-	-	-	-	-	-	-	-
Anping	-	-	-	-	-	101	-	-	-	-	-	-
2025	14,545	9,266	380	68,056	2,004	5,353	1,147	730	53	-	15,373	256,590
Keelung	-	2,103	-	965	1,285	5	241	25	53	-	4	54,488
Taichung	-	6,079	19	65,407	4	4,967	110	632	-	-	14,221	20,452
Kaohsiung	14,545	407	361	1,563	651	370	658	56	-	-	1,148	163,291
Hualien	-	-	-	-	-	-	-	-	-	-	-	-
Taipei	-	677	-	121	64	11	138	17	-	-	-	18,359
Suao	-	-	-	-	-	-	-	-	-	-	-	-
Anping	-	-	-	-	-	-	-	-	-	-	-	-

Source: Keelung, Taichung, Kaohsiung, Hualien Branches, and Taipei, Suao, Anping Branch Offices

Table 22. Outbound General Cargo by Merchandise

Unit : M.T.

Year	Grand Total	Foreign Country								
		Count	Animal Products	Vegetable Products	Animal or Vegetable Fats and Oils and the Cleavage Products	Prepared Foods, Beverages, Tobacco and Alcohol	Mineral Products	Products of the Chemical or Allied Industries	Plastics, Rubber and the Products thereof	Leather and the Products thereof
2023	11,643,830	8,058,671	2,061	142	19	980	28,634	114,258	6,381	116
Keelung	71,635	10,354	3	1	12	253	-	3,040	688	6
Taichung	1,409,713	1,358,526	-	1	-	19	27,805	97	100	1
Kaohsiung	6,908,956	6,581,251	2,058	121	7	589	200	9,283	4,970	96
Hualien	-	-	-	-	-	-	-	-	-	-
Taipei	3,184,777	39,791	-	19	-	119	-	33,838	623	13
Suao	68,118	68,118	-	-	-	-	-	68,000	-	-
Anping	631	631	-	-	-	-	629	-	-	-
2024	8,724,058	8,049,002	2,964	184	40	1,161	33,818	452,910	18,590	61
Keelung	71,956	8,406	2	1	32	168	2	4,003	779	-
Taichung	1,595,168	1,541,367	-	-	-	13	27,631	94,859	12,922	1
Kaohsiung	6,517,574	6,144,164	2,962	174	6	820	5,896	3,689	4,300	58
Hualien	-	-	-	-	-	-	-	-	-	-
Taipei	464,023	279,728	-	9	2	160	-	275,323	589	2
Suao	75,041	75,041	-	-	-	-	-	75,036	-	-
Anping	296	296	-	-	-	-	289	-	-	-
2025	11,384,160	7,447,313	1,219	144	59	1,154	23,707	404,099	5,350	27
Keelung	101,394	8,505	8	-	50	44	1	4,600	892	-
Taichung	1,593,974	1,543,940	-	-	-	11	23,344	72,231	83	3
Kaohsiung	5,795,306	5,563,772	1,211	143	9	918	289	1,874	3,707	24
Hualien	-	-	-	-	-	-	-	-	-	-
Taipei	3,813,577	251,187	-	1	-	181	-	245,590	667	-
Suao	79,821	79,821	-	-	-	-	-	79,803	-	-
Anping	88	88	-	-	-	-	73	1	1	-

Source: Keelung, Taichung, Kaohsiung, Hualien Branches, and Taipei, Suao, Anping Branch Offices

Table 22. Outbound General Cargo by Merchandise (Cont.1)

Unit : M.T.

Year	Foreign Country								
	Wood, Bamboo and Rattan Products	Pulp, Paper, Allied Product & Printed Matter	Textiles and Textile Products	Footwear,Headgear,Umbrellas, Feathers and the Products thereof	Non-metallic Mineral Products	Pearl, Precious Stones and Precious Metals	Base Metals and the Products thereof	Machinery Electrical Machinery, Apparatus and Accessories of such Products	Transportation Equipments
2023	44	522	3,779	81	127	-	7,862,963	31,170	5,298
Keelung	3	93	275	4	12	-	3,274	2,413	82
Taichung	-	85	312	18	-	-	1,326,920	3,119	36
Kaohsiung	37	257	2,964	50	89	-	6,530,037	24,031	4,828
Hualien	-	-	-	-	-	-	-	-	-
Taipei	4	87	227	9	26	-	2,732	1,607	233
Suao	-	-	1	-	-	-	-	-	117
Anping	-	-	-	-	-	-	-	-	2
2024	28	479	3,894	73	89	-	7,497,312	28,717	6,884
Keelung	1	92	172	2	12	-	1,196	1,528	176
Taichung	-	46	477	23	-	-	1,400,825	4,301	257
Kaohsiung	17	246	3,073	47	68	-	6,093,835	21,450	6,185
Hualien	-	-	-	-	-	-	-	-	-
Taipei	10	95	167	1	9	-	1,449	1,438	266
Suao	-	-	5	-	-	-	-	-	-
Anping	-	-	-	-	-	-	7	-	-
2025	29	445	3,276	69	64	-	6,967,675	32,859	5,506
Keelung	-	90	126	-	4	-	815	1,606	154
Taichung	2	56	337	19	1	-	1,437,419	10,386	38
Kaohsiung	23	179	2,670	49	57	-	5,526,736	19,448	5,135
Hualien	-	-	-	-	-	-	-	-	-
Taipei	4	120	143	1	2	-	2,701	1,419	152
Suao	-	-	-	-	-	-	-	-	18
Anping	-	-	-	-	-	-	4	-	9

Source: Keelung, Taichung, Kaohsiung, Hualien Branches, and Taipei, Suao, Anping Branch Offices

Table 22. Outbound General Cargo by Merchandise (End)

Unit : M.T.

Year	Foreign Country				Domestic Area				
	Precision Instruments Equipments	Miscellaneous	Artwork and Antiques	Arms,Ammunition Partsand Accessories	Count	Prepared Food, Beverages, Tobacco and Alcohol	Mineral Products	Miscellaneous	Others
2023	1,055	999	-	42	3,585,159	-	-	3,576,795	8,364
Keelung	45	150	-	-	61,281	-	-	61,281	-
Taichung	9	4	-	-	51,187	-	-	50,086	1,101
Kaohsiung	899	717	-	18	327,705	-	-	320,538	7,167
Hualien	-	-	-	-	-	-	-	-	-
Taipei	102	128	-	24	3,144,986	-	-	3,144,890	96
Suao	-	-	-	-	-	-	-	-	-
Anping	-	-	-	-	-	-	-	-	-
2024	644	1,114	-	40	675,056	-	-	511,437	163,619
Keelung	83	154	-	3	63,550	-	-	63,550	-
Taichung	2	10	-	-	53,801	-	-	52,342	1,459
Kaohsiung	492	820	-	26	373,410	-	-	282,515	90,895
Hualien	-	-	-	-	-	-	-	-	-
Taipei	67	130	-	11	184,295	-	-	113,030	71,265
Suao	-	-	-	-	-	-	-	-	-
Anping	-	-	-	-	-	-	-	-	-
2025	575	1,028	-	28	3,936,847	-	-	455,702	3,481,145
Keelung	51	63	-	1	92,889	-	-	51,230	41,659
Taichung	1	9	-	-	50,034	-	-	48,140	1,894
Kaohsiung	461	823	-	16	231,534	-	-	227,354	4,180
Hualien	-	-	-	-	-	-	-	-	-
Taipei	62	133	-	11	3,562,390	-	-	128,978	3,433,412
Suao	-	-	-	-	-	-	-	-	-
Anping	-	-	-	-	-	-	-	-	-

Source: Keelung, Taichung, Kaohsiung, Hualien Branches, and Taipei, Suao, Anping Branch Offices

Table 23. Outbound General Cargo by Trade Area

Unit: M.T.

Year	Grand Total	Foreign Country										
		Count	Japan	South Korea	Hong Kong	Mainland China	Vietnam	Thailand	Malaysia	Singapore	The Philippines	Indonesia
2023	11,643,830	8,058,671	923,638	136,675	22,898	528,790	683,941	274,270	779,933	81,703	105,757	203,149
Keelung	71,635	10,354	225	100	647	4,517	1	382	172	6	-	-
Taichung	1,409,713	1,358,526	285,340	1,056	6,828	7,996	258,123	-	349,258	619	4,425	1
Kaohsiung	6,908,956	6,581,251	632,435	135,242	15,191	454,750	395,669	273,884	426,948	81,078	101,332	203,112
Hualien	-	-	-	-	-	-	-	-	-	-	-	-
Taipei	3,184,777	39,791	1,138	277	115	27	30,148	4	3,555	-	-	36
Suao	68,118	68,118	4,500	-	117	61,500	-	-	-	-	-	-
Anping	631	631	-	-	-	-	-	-	-	-	-	-
2024	8,724,058	8,049,002	943,684	78,281	11,401	352,706	851,327	259,560	689,304	65,620	101,993	232,498
Keelung	71,956	8,406	108	31	375	4,555	19	497	200	3	-	-
Taichung	1,595,168	1,541,367	324,453	11	254	599	379,112	12	309,710	8	4,748	-
Kaohsiung	6,517,574	6,144,164	617,998	77,929	10,503	276,445	386,193	259,008	379,316	65,596	97,245	184,025
Hualien	-	-	-	-	-	-	-	-	-	-	-	-
Taipei	464,023	279,728	1,125	310	269	74	86,003	43	78	13	-	48,473
Suao	75,041	75,041	-	-	-	71,033	-	-	-	-	-	-
Anping	296	296	-	-	-	-	-	-	-	-	-	-
2025	11,384,160	7,447,313	864,168	113,695	11,658	331,783	835,470	449,798	612,558	77,537	114,325	275,094
Keelung	101,394	8,505	76	15	235	6,150	78	370	129	30	-	1
Taichung	1,593,974	1,543,940	369,317	6	63	1,382	305,468	6	256,805	-	1,936	1
Kaohsiung	5,795,306	5,563,772	489,476	113,424	10,893	247,884	500,661	449,355	348,254	72,489	95,576	189,473
Hualien	-	-	-	-	-	-	-	-	-	-	-	-
Taipei	3,813,577	251,187	1,499	250	467	364	29,263	67	7,370	5,000	16,809	85,619
Suao	79,821	79,821	3,800	-	-	76,003	-	-	-	18	-	-
Anping	88	88	-	-	-	-	-	-	-	-	4	-

Source: Keelung, Taichung, Kaohsiung, Hualien Branches, and Taipei, Suao, Anping Branch Offices

Table 23. Outbound General Cargo by Trade Area (Cont.1)

Unit: M.T.

Year	Foreign Country											
	India	Iran	Saudi Arabia	Oman	Sri Lanka	Pakistan	Bengal	United Arab Emirates	Other Asian Areas	South Africa	Nigeria	Other African Areas
2023	144,858	23	88,365	17	212	93,486	193,708	80,031	157,324	110,367	14,997	60,472
Keelung	3	-	2	-	1	-	-	-	1,486	-	-	28
Taichung	-	-	23,190	-	-	62,238	57,451	23,392	62,916	64,356	-	10,186
Kaohsiung	144,711	23	65,173	17	211	31,248	136,257	56,639	92,234	46,011	14,997	50,255
Hualien	-	-	-	-	-	-	-	-	-	-	-	-
Taipei	144	-	-	-	-	-	-	-	58	-	-	1
Suao	-	-	-	-	-	-	-	-	1	-	-	-
Anping	-	-	-	-	-	-	-	-	629	-	-	2
2024	359,679	16	24,785	13	264	30,139	178,979	47,813	171,396	58,578	8	21,581
Keelung	62	-	11	-	-	7	-	-	75	16	-	17
Taichung	94,823	-	3,462	-	-	20,277	57,863	21,211	56,868	38,341	-	19,587
Kaohsiung	124,340	16	21,312	13	264	9,855	121,116	26,602	114,140	20,221	8	1,857
Hualien	-	-	-	-	-	-	-	-	-	-	-	-
Taipei	140,454	-	-	-	-	-	-	-	24	-	-	113
Suao	-	-	-	-	-	-	-	-	-	-	-	-
Anping	-	-	-	-	-	-	-	-	289	-	-	7
2025	327,818	6	16,002	27	159	83,246	118,447	111,624	122,844	713	19,961	982
Keelung	17	-	-	-	-	65	-	-	64	-	-	-
Taichung	72,126	-	101	-	-	54,724	117,880	63,671	104,247	1	-	-
Kaohsiung	155,561	6	15,901	27	159	28,457	567	47,953	18,425	712	19,961	979
Hualien	-	-	-	-	-	-	-	-	-	-	-	-
Taipei	100,114	-	-	-	-	-	-	-	28	-	-	3
Suao	-	-	-	-	-	-	-	-	-	-	-	-
Anping	-	-	-	-	-	-	-	-	80	-	-	-

Source: Keelung, Taichung, Kaohsiung, Hualien Branches, and Taipei, Suao, Anping Branch Offices

Table 23. Outbound General Cargo by Trade Area (Cont.2)

Unit: M.T.

Year	Foreign Country											
	U.S.A.	Canada	Dominican Republic	Mexico	Panam	Other Central American Areas	Argentina	Brazil	Chile	Peru	Other South American Areas	Australia
2023	405,890	118,148	29	192,892	45	239	169	12,536	159	81	364	148,897
Keelung	1,292	8	2	58	1	102	8	44	25	40	51	-
Taichung	9,598	-	-	-	-	1	-	7	-	-	-	-
Kaohsiung	391,782	118,140	25	190,816	44	134	154	12,485	132	41	310	148,896
Hualien	-	-	-	-	-	-	-	-	-	-	-	-
Taipei	3,218	-	2	18	-	2	7	-	2	-	3	1
Suao	-	-	-	2,000	-	-	-	-	-	-	-	-
Anping	-	-	-	-	-	-	-	-	-	-	-	-
2024	790,645	149,567	39	148,636	58	11,918	134	460	187	67	2,682	182,266
Keelung	1,830	-	2	151	1	121	32	84	37	31	67	1
Taichung	81,562	751	-	262	1	10,599	-	109	-	-	2,204	-
Kaohsiung	705,282	148,816	36	144,177	56	1,190	85	263	150	36	405	182,265
Hualien	-	-	-	-	-	-	-	-	-	-	-	-
Taipei	1,971	-	1	43	-	8	17	4	-	-	6	-
Suao	-	-	-	4,003	-	-	-	-	-	-	-	-
Anping	-	-	-	-	-	-	-	-	-	-	-	-
2025	940,244	113,714	18	124,177	7	148	130	19,643	103	67	301	193,197
Keelung	788	-	1	114	-	60	42	84	44	40	62	2
Taichung	179,011	-	-	-	-	1	-	4	-	-	-	-
Kaohsiung	756,704	113,714	16	123,990	7	82	70	19,547	59	26	235	193,194
Hualien	-	-	-	-	-	-	-	-	-	-	-	-
Taipei	3,741	-	1	73	-	5	18	8	-	1	4	1
Suao	-	-	-	-	-	-	-	-	-	-	-	-
Anping	-	-	-	-	-	-	-	-	-	-	-	-

Source: Keelung, Taichung, Kaohsiung, Hualien Branches, and Taipei, Suao, Anping Branch Offices

Table 23. Outbound General Cargo by Trade Area (End)

Unit: M.T.

Year	Foreign Country											Domestic Area
	New Zealand	Other Oceania Areas	Belgium	France	Germany	Italy	Netherlands	United Kingdom	Spain	Sweden	Other European Areas	
2023	16,491	2,598	920,892	4,605	1,347	497,270	1,138	130,412	548,471	32,385	338,999	3,585,159
Keelung	15	980	126	2	-	-	-	1	-	13	16	61,281
Taichung	-	-	34,730	-	-	58,615	-	-	28,941	-	9,259	51,187
Kaohsiung	16,476	1,618	885,906	4,594	1,143	438,655	1,083	129,872	519,530	32,366	329,632	327,705
Hualien	-	-	-	-	-	-	-	-	-	-	-	-
Taipei	-	-	130	9	204	-	55	539	-	6	92	3,144,986
Suao	-	-	-	-	-	-	-	-	-	-	-	-
Anping	-	-	-	-	-	-	-	-	-	-	-	-
2024	20,964	2,837	744,359	394	1,341	557,343	1,069	99,688	482,773	44,857	327,093	675,056
Keelung	7	2	27	1	-	-	1	-	-	6	29	63,550
Taichung	-	-	14,154	-	-	69,392	-	-	10,074	-	20,920	53,801
Kaohsiung	20,957	2,830	730,178	375	1,238	487,951	978	99,273	472,699	44,851	306,071	373,410
Hualien	-	-	-	-	-	-	-	-	-	-	-	-
Taipei	-	-	-	18	103	-	90	415	-	-	73	184,295
Suao	-	5	-	-	-	-	-	-	-	-	-	-
Anping	-	-	-	-	-	-	-	-	-	-	-	-
2025	19,061	1,189	451,572	9,801	1,172	438,286	667	166,446	309,335	48,969	121,151	3,936,847
Keelung	-	4	1	5	7	-	-	2	-	-	19	92,889
Taichung	-	2	6,309	-	9	10,870	-	-	-	-	-	50,034
Kaohsiung	19,059	1,183	445,260	9,778	1,051	427,416	618	166,225	309,335	48,969	121,041	231,534
Hualien	-	-	-	-	-	-	-	-	-	-	-	-
Taipei	2	-	2	18	105	-	45	219	-	-	91	3,562,390
Suao	-	-	-	-	-	-	-	-	-	-	-	-
Anping	-	-	-	-	-	-	4	-	-	-	-	-

Source: Keelung, Taichung, Kaohsiung, Hualien Branches, and Taipei, Suao, Anping Branch Offices

Table 24. Incoming and Outgoing Passengers

Unit: Person

Year	Grand Total	International Routes									Domestic Routes								
		Count	Japan	South Korea	Hong Kong	Mainland China	Ryukyu	Vietnam	The Philippines	Others	Count	Chinmen	Wuqiu	Matsu	Magong	Chimei	Hualien	Suao	Others
2023	685,600	485,078	75,631	23,265	159,812	-	180,577	2,298	25,097	18,398	200,522	356	4,494	61,893	74,224	5,743	-	-	53,812
Keelung	388,512	288,019	67,692	22,506	20,598	-	146,918	1,747	12,073	16,485	100,493	-	-	47,231	-	-	-	-	53,262
Taichung	4,850	-	-	-	-	-	-	-	-	-	4,850	356	4,494	-	-	-	-	-	-
Kaohsiung	247,137	180,574	2,883	759	139,214	-	27,084	551	8,170	1,913	66,563	-	-	-	60,820	5,743	-	-	-
Hualien	16,485	16,485	5,056	-	-	-	6,575	-	4,854	-	-	-	-	-	-	-	-	-	-
Taipei	14,662	-	-	-	-	-	-	-	-	-	14,662	-	-	14,662	-	-	-	-	-
Suao	-	-	-	-	-	-	-	-	-	-	-	-	-	-	-	-	-	-	-
Anping	13,954	-	-	-	-	-	-	-	-	-	13,954	-	-	-	13,404	-	-	-	550
2024	1,140,652	890,654	124,016	29,521	40,197	-	639,500	-	21,991	35,429	249,998	883	4,467	72,178	95,859	5,934	2,713	2,713	65,251
Keelung	921,404	786,840	116,961	29,521	30,423	-	566,598	-	9,996	33,341	134,564	-	-	69,313	-	-	-	-	65,251
Taichung	5,350	-	-	-	-	-	-	-	-	-	5,350	883	4,467	-	-	-	-	-	-
Kaohsiung	192,598	90,805	372	-	8,220	-	70,601	-	9,524	2,088	101,793	-	-	-	95,859	5,934	-	-	-
Hualien	14,484	11,771	6,683	-	1,554	-	1,110	-	2,424	-	2,713	-	-	-	-	-	-	2,713	-
Taipei	2,865	-	-	-	-	-	-	-	-	-	2,865	-	-	2,865	-	-	-	-	-
Suao	3,951	1,238	-	-	-	-	1,191	-	47	-	2,713	-	-	-	-	-	2,713	-	-
Anping	-	-	-	-	-	-	-	-	-	-	-	-	-	-	-	-	-	-	-
2025	1,370,073	1,140,561	171,491	66,572	137,505	-	689,571	7,532	46,779	21,111	229,512	-	4,644	58,705	97,190	5,487	569	-	62,917
Keelung	1,113,595	993,020	164,357	65,868	98,230	-	638,398	509	9,553	16,105	120,575	-	-	57,658	-	-	569	-	62,348
Taichung	4,644	-	-	-	-	-	-	-	-	-	4,644	-	4,644	-	-	-	-	-	-
Kaohsiung	244,646	142,307	6,283	704	39,275	-	48,189	7,023	36,007	4,826	102,339	-	-	-	96,852	5,487	-	-	-
Hualien	3,419	2,850	530	-	-	-	1,317	-	823	180	569	-	-	-	-	-	-	-	569
Taipei	1,047	-	-	-	-	-	-	-	-	-	1,047	-	-	1,047	-	-	-	-	-
Suao	1,778	1,778	321	-	-	-	1,371	-	86	-	-	-	-	-	-	-	-	-	-
Anping	944	606	-	-	-	-	296	-	310	-	338	-	-	-	338	-	-	-	-

Source: Keelung, Taichung, Kaohsiung, Hualien Branches, and Taipei, Suao, Anping Branch Offices

Table 25. Volume of Cargo Handled

Unit: Revenue Ton

Year	Grand Total				Loading				Unloading			
	Count	Bulk & General	Pipeline	Containerized	Count	Bulk & General	Pipeline	Containerized	Count	Bulk & General	Pipeline	Containerized
2023	666,329,628	129,478,560	51,007,101	485,843,967	276,393,097	22,788,356	11,375,231	242,229,510	389,936,531	106,690,204	39,631,870	243,614,457
Keelung	62,362,891	3,813,877	3,364,929	55,184,085	26,624,401	69,067	273,327	26,282,007	35,738,490	3,744,810	3,091,602	28,902,078
Taichung	117,064,643	44,264,927	15,667,365	57,132,351	34,133,114	3,775,923	1,543,754	28,813,437	82,931,529	40,489,004	14,123,611	28,318,914
Kaohsiung	391,237,217	49,329,087	26,357,510	315,550,620	174,219,584	8,870,336	7,347,516	158,001,732	217,017,633	40,458,751	19,009,994	157,548,888
Hualien	8,827,632	8,402,085	425,547	-	5,798,916	5,752,675	46,241	-	3,028,716	2,649,410	379,306	-
Taipei	81,210,896	20,695,886	2,614,563	57,900,447	34,008,654	3,937,961	975,151	29,095,542	47,202,242	16,757,925	1,639,412	28,804,905
Suao	3,970,624	2,404,229	1,566,395	-	1,172,856	84,596	1,088,260	-	2,797,768	2,319,633	478,135	-
Anping	1,655,725	568,469	1,010,792	76,464	435,572	297,798	100,982	36,792	1,220,153	270,671	909,810	39,672
2024	692,539,451	140,664,820	54,687,838	497,186,793	284,980,931	25,402,055	12,014,166	247,564,710	407,558,520	115,262,765	42,673,672	249,622,083
Keelung	66,291,754	3,656,964	3,248,461	59,386,329	29,126,193	67,887	530,691	28,527,615	37,165,561	3,589,077	2,717,770	30,858,714
Taichung	123,904,653	48,374,040	18,320,889	57,209,724	35,100,006	4,371,127	2,187,350	28,541,529	88,804,647	44,002,913	16,133,539	28,668,195
Kaohsiung	407,418,596	50,722,969	27,657,004	329,038,623	180,890,347	8,702,894	7,548,617	164,638,836	226,528,249	42,020,075	20,108,387	164,399,787
Hualien	8,562,979	8,137,526	425,453	-	5,278,878	5,247,228	31,650	-	3,284,101	2,890,298	393,803	-
Taipei	69,485,961	15,087,696	2,905,764	51,492,501	27,597,005	878,270	891,093	25,827,642	41,888,956	14,209,426	2,014,671	25,664,859
Suao	3,816,412	2,545,136	1,271,276	-	859,461	107,501	751,960	-	2,956,951	2,437,635	519,316	-
Anping	13,059,096	12,140,489	858,991	59,616	6,129,041	6,027,148	72,805	29,088	6,930,055	6,113,341	786,186	30,528
2025	688,120,684	151,760,994	53,212,096	483,147,594	284,787,670	32,343,752	12,191,312	240,252,606	403,333,014	119,417,242	41,020,784	242,894,988
Keelung	65,230,661	4,429,271	3,078,369	57,723,021	27,362,767	95,892	255,013	27,011,862	37,867,894	4,333,379	2,823,356	30,711,159
Taichung	137,713,785	63,271,186	18,049,094	56,393,505	43,397,868	12,700,523	2,501,812	28,195,533	94,315,917	50,570,663	15,547,282	28,197,972
Kaohsiung	393,839,325	50,413,272	26,827,266	316,598,787	173,430,970	7,704,524	7,362,167	158,364,279	220,408,355	42,708,748	19,465,099	158,234,508
Hualien	8,482,360	7,936,062	546,298	-	4,996,275	4,921,085	75,190	-	3,486,085	3,014,977	471,108	-
Taipei	74,299,281	19,169,596	2,779,268	52,350,417	31,890,321	4,144,198	1,104,503	26,641,620	42,408,960	15,025,398	1,674,765	25,708,797
Suao	3,839,404	2,657,986	1,181,274	144	929,726	107,197	822,457	72	2,909,678	2,550,789	358,817	72
Anping	4,715,868	3,883,621	750,527	81,720	2,779,743	2,670,333	70,170	39,240	1,936,125	1,213,288	680,357	42,480

Source: Keelung, Taichung, Kaohsiung, Hualien Branches, and Taipei, Suao, Anping Branch Offices

Table 26. Volume of Loading Cargo Handled By Commodity

Unit: Revenue Ton

Year	Grand Total	Container	Bulk And General Cargo									
			Count	Mineral Ores	Mineral	Iron Ore	Ore	Gravel	Gypsum Plaster	Fertilizer	Chemicals	Xylene
2023	276,393,097	242,229,510	22,788,356	427,599	-	118,575	852,671	2,788,238	7,341	165,210	112,050	-
Keelung	26,624,401	26,282,007	69,067	-	-	-	-	-	-	-	-	-
Taichung	34,133,114	28,813,437	3,775,923	427,599	-	-	91,403	-	-	13,200	28,644	-
Kaohsiung	174,219,584	158,001,732	8,870,336	-	-	118,575	-	54,124	7,341	152,010	3,442	-
Hualien	5,798,916	-	5,752,675	-	-	-	590,737	2,527,204	-	-	-	-
Taipei	34,008,654	29,095,542	3,937,961	-	-	-	170,531	88,784	-	-	-	-
Suao	1,172,856	-	84,596	-	-	-	-	-	-	-	79,964	-
Anping	435,572	36,792	297,798	-	-	-	-	118,126	-	-	-	-
2024	284,980,931	247,564,710	25,402,055	314,617	114,527	99,500	566,852	3,138,291	-	143,503	400,248	-
Keelung	29,126,193	28,527,615	67,887	-	-	-	-	-	-	-	-	-
Taichung	35,100,006	28,541,529	4,371,127	314,617	114,527	-	184,010	-	-	14,200	153,006	-
Kaohsiung	180,890,347	164,638,836	8,702,894	-	-	99,500	-	26,956	-	129,303	-	-
Hualien	5,278,878	-	5,247,228	-	-	-	335,311	2,460,665	-	-	-	-
Taipei	27,597,005	25,827,642	878,270	-	-	-	25,299	-	-	-	141,669	-
Suao	859,461	-	107,501	-	-	-	-	-	-	-	105,573	-
Anping	6,129,041	29,088	6,027,148	-	-	-	22,232	650,670	-	-	-	-
2025	284,787,670	240,252,606	32,343,752	372,355	31,457	111,100	1,442,537	1,924,024	-	75,500	328,692	-
Keelung	27,362,767	27,011,862	95,892	-	-	-	-	-	-	-	-	-
Taichung	43,397,868	28,195,533	12,700,523	360,640	31,457	-	46,214	-	-	6,000	115,128	-
Kaohsiung	173,430,970	158,364,279	7,704,524	3,019	-	111,100	-	17,082	-	69,500	22	-
Hualien	4,996,275	-	4,921,085	-	-	-	377,895	1,906,942	-	-	-	-
Taipei	31,890,321	26,641,620	4,144,198	8,696	-	-	-	-	-	-	106,977	-
Suao	929,726	72	107,197	-	-	-	-	-	-	-	106,565	-
Anping	2,779,743	39,240	2,670,333	-	-	-	1,018,428	-	-	-	-	-

Source: Keelung, Taichung, Kaohsiung, Hualien Branches, and Taipei, Suao, Anping Branch Offices

Table 26. Volume of Loading Cargo Handled By Commodity(End)

Unit: Revenue Ton

Year	Bulk And General Cargo							Pipeline					
	Cement Product	Cement	Iron	Steel Products	Machinery	Vehicles & Parts	Miscellaneous Cargo	Count	Cement Product	Crude Oil	Petroleum	Other Liquefied Chemical Products	Others
2023	2,635,251	1,336	6,286,912	1,788,744	4,506,866	678,736	2,418,827	11,375,231	1,088,260	-	7,253,262	2,946,209	87,500
Keelung	-	-	2,389	-	210	403	66,065	273,327	-	-	273,327	-	-
Taichung	2,441	-	105,618	1,312,697	1,040,282	9,996	744,043	1,543,754	-	-	1,211,683	332,071	-
Kaohsiung	-	1,336	6,175,437	473,906	279,232	145,887	1,459,046	7,347,516	-	-	4,807,431	2,452,585	87,500
Hualien	2,632,810	-	-	-	-	-	1,924	46,241	-	-	46,241	-	-
Taipei	-	-	1,101	96	3,010,475	520,068	146,906	975,151	-	-	914,580	60,571	-
Suao	-	-	2,367	-	-	2,265	-	1,088,260	1,088,260	-	-	-	-
Anping	-	-	-	2,045	176,667	117	843	100,982	-	-	-	100,982	-
2024	2,448,071	2,889	6,065,835	1,856,631	7,213,863	658,710	2,378,518	12,014,166	751,960	-	7,925,571	3,296,635	40,000
Keelung	-	-	-	-	405	501	66,981	530,691	-	-	530,691	-	-
Taichung	2,254	-	141,621	1,365,366	1,403,278	2,651	675,597	2,187,350	-	-	1,793,324	394,026	-
Kaohsiung	-	2,889	5,912,753	491,265	385,261	146,571	1,508,396	7,548,617	-	-	4,845,123	2,663,494	40,000
Hualien	2,437,408	-	-	-	7,495	-	6,349	31,650	-	-	31,650	-	-
Taipei	-	-	11,461	-	71,587	508,987	119,267	891,093	-	-	724,783	166,310	-
Suao	-	-	-	-	-	-	1,928	751,960	751,960	-	-	-	-
Anping	8,409	-	-	-	5,345,837	-	-	72,805	-	-	-	72,805	-
2025	2,632,440	-	5,058,935	2,253,892	14,793,023	725,036	2,594,761	12,191,312	805,752	5,849	8,025,323	3,354,388	-
Keelung	-	-	26	-	981	41,439	53,446	255,013	-	-	255,013	-	-
Taichung	4,890	-	249,718	1,266,867	9,638,563	1,597	979,449	2,501,812	-	-	2,160,542	341,270	-
Kaohsiung	-	-	4,809,191	986,800	61,634	221,636	1,424,540	7,362,167	-	5,849	4,570,622	2,785,696	-
Hualien	2,627,550	-	-	-	-	380	8,318	75,190	-	-	75,190	-	-
Taipei	-	-	-	225	3,439,970	459,352	128,978	1,104,503	-	-	947,251	157,252	-
Suao	-	-	-	-	-	632	-	822,457	805,752	-	16,705	-	-
Anping	-	-	-	-	1,651,875	-	30	70,170	-	-	-	70,170	-

Source: Keelung, Taichung, Kaohsiung, Hualien Branches, and Taipei, Suao, Anping Branch Offices

Table 27. Volume of Unloading Cargo Handled By Commodity

Unit: Revenue Ton

Year	Grand Total	Container	Bulk And General Cargo										
			Count	Barley & Wheat	Corn	Soybean	Log	Timber	Coal	Mineral Ores	Mineral	Iron Ore	Gravel
2023	389,936,531	243,614,457	106,690,204	988,503	3,771,742	1,736,593	247,569	1,450,503	34,392,111	1,495,524	7,832	19,868,527	7,935,280
Keelung	35,738,490	28,902,078	3,744,810	-	-	-	-	-	-	36,048	-	-	2,429,391
Taichung	82,931,529	28,318,914	40,489,004	759,464	2,107,888	669,240	67,223	-	18,575,454	1,264,073	-	7,080,032	-
Kaohsiung	217,017,633	157,548,888	40,458,751	229,039	1,663,854	1,067,353	180,346	115,843	13,098,829	121,575	7,832	12,788,495	-
Hualien	3,028,716	-	2,649,410	-	-	-	-	1,334,660	475,077	-	-	-	-
Taipei	47,202,242	28,804,905	16,757,925	-	-	-	-	-	1,184,689	-	-	-	5,493,882
Suao	2,797,768	-	2,319,633	-	-	-	-	-	1,030,061	73,828	-	-	12,007
Anping	1,220,153	39,672	270,671	-	-	-	-	-	28,001	-	-	-	-
2024	407,558,520	249,622,083	115,262,765	968,732	3,822,840	1,790,512	231,503	1,225,866	34,345,985	1,653,006	36,374	20,298,745	8,860,253
Keelung	37,165,561	30,858,714	3,589,077	-	-	-	-	-	-	-	-	-	2,852,445
Taichung	88,804,647	28,668,195	44,002,913	740,358	2,262,580	749,590	45,160	-	18,909,543	1,433,994	36,374	7,045,650	-
Kaohsiung	226,528,249	164,399,787	42,020,075	228,374	1,560,260	1,040,922	186,343	79,540	13,028,260	121,398	-	13,247,391	-
Hualien	3,284,101	-	2,890,298	-	-	-	-	1,146,326	474,521	-	-	-	-
Taipei	41,888,956	25,664,859	14,209,426	-	-	-	-	-	1,102,517	-	-	-	5,992,771
Suao	2,956,951	-	2,437,635	-	-	-	-	-	831,144	97,614	-	5,704	8,873
Anping	6,930,055	30,528	6,113,341	-	-	-	-	-	-	-	-	-	6,164
2025	403,333,014	242,894,988	119,417,242	899,484	3,715,813	1,479,656	223,852	1,173,611	31,823,047	1,512,573	10,276	18,156,707	9,509,020
Keelung	37,867,894	30,711,159	4,333,379	-	-	-	-	-	-	-	-	-	2,935,037
Taichung	94,315,917	28,197,972	50,570,663	692,793	2,193,483	666,371	35,283	-	16,604,917	1,354,711	-	5,511,234	36,915
Kaohsiung	220,408,355	158,234,508	42,708,748	206,691	1,522,330	813,285	188,569	72,034	12,888,804	81,780	10,276	12,639,378	-
Hualien	3,486,085	-	3,014,977	-	-	-	-	1,101,577	427,046	-	-	-	-
Taipei	42,408,960	25,708,797	15,025,398	-	-	-	-	-	1,041,852	-	-	-	6,490,679
Suao	2,909,678	72	2,550,789	-	-	-	-	-	859,427	76,082	-	6,095	46,389
Anping	1,936,125	42,480	1,213,288	-	-	-	-	-	1,001	-	-	-	-

Source: Keelung, Taichung, Kaohsiung, Hualien Branches, and Taipei, Suao, Anping Branch Offices

Table 27. Volume of Unloading Cargo Handled By Commodity(Cont.1)

Unit: Revenue Ton

Year	Bulk And General Cargo												
	Granite	Hearthstone	Ore Fines	Gypsum & Sulphur	Salt	Clay	Granulated Sugar	Paper Products	Fertilizer	Chemicals	Coke	Soda Ash	Cement Product
2023	243,097	5,279,149	6,163,269	422,976	979,096	458,073	251,950	459,149	463,323	35,881	96,202	141,179	12,872
Keelung	-	-	-	-	-	-	-	-	16,726	10,122	-	-	-
Taichung	9,781	1,847,142	1,887,534	128,465	219,911	64,456	-	255,091	323,802	25,759	91,921	141,179	12,872
Kaohsiung	-	278,995	2,583,047	2,531	535,201	12,777	251,950	204,058	45,382	-	-	-	-
Hualien	233,316	-	292,106	110,876	23,500	-	-	-	-	-	-	-	-
Taipei	-	3,153,012	1,085,172	70,226	192,789	380,840	-	-	3,001	-	4,281	-	-
Suao	-	-	269,204	110,878	7,695	-	-	-	74,412	-	-	-	-
Anping	-	-	46,206	-	-	-	-	-	-	-	-	-	-
2024	190,752	5,308,108	5,759,460	382,391	1,147,435	442,858	209,923	492,407	638,363	33,641	113,778	173,518	-
Keelung	-	-	-	-	-	-	-	-	-	-	-	-	-
Taichung	8,180	2,175,042	1,789,347	99,518	229,774	90,663	-	236,357	398,206	26,151	109,184	173,518	-
Kaohsiung	-	248,134	2,720,680	7,404	738,354	-	209,923	256,050	104,384	-	2,583	-	-
Hualien	182,572	-	674,981	133,314	15,500	-	-	-	-	-	-	-	-
Taipei	-	2,884,932	87,601	54,274	163,807	352,195	-	-	-	7,490	2,011	-	-
Suao	-	-	444,507	75,778	-	-	-	-	135,773	-	-	-	-
Anping	-	-	42,344	12,103	-	-	-	-	-	-	-	-	-
2025	185,207	6,159,596	5,589,457	333,752	1,011,117	452,113	279,301	477,738	502,862	27,717	98,310	157,124	-
Keelung	-	-	18,588	-	-	-	-	-	13,255	-	-	-	-
Taichung	-	2,339,325	1,560,408	82,747	224,734	94,046	-	270,707	308,985	22,892	96,298	157,124	-
Kaohsiung	-	406,253	2,663,974	3,306	590,040	-	279,301	207,031	75,477	-	-	-	-
Hualien	185,207	-	685,844	105,727	19,600	-	-	-	-	1	-	-	-
Taipei	-	3,414,018	154,204	30,098	169,102	358,067	-	-	-	2,993	2,012	-	-
Suao	-	-	449,041	111,874	-	-	-	-	105,145	1,831	-	-	-
Anping	-	-	57,398	-	7,641	-	-	-	-	-	-	-	-

Source: Keelung, Taichung, Kaohsiung, Hualien Branches, and Taipei, Suao, Anping Branch Offices

Table 27. Volume of Unloading Cargo Handled By Commodity(End)

Unit: Revenue Ton

Year	Bulk And General Cargo							Pipeline						
	Cement	Dregs	Iron	Steal Products	Machinery	Vehicle & Parts	Miscellaneous Cargo	Count	Cement Product	Crude Oil	Oil	LNG	Other Liquefied Chemical Products	Others
2023	3,124,494	397,194	7,898,234	375,031	3,075,080	3,823,526	1,096,245	39,631,870	6,214,119	11,351,870	7,575,152	7,064,640	7,426,089	-
Keelung	-	-	273,509	139,470	582,382	224,958	32,204	3,091,602	1,211,350	-	1,827,202	-	53,050	-
Taichung	1,959,580	-	1,389,887	197,172	746,616	592,592	71,870	14,123,611	2,744,111	-	2,536,249	7,064,640	1,778,611	-
Kaohsiung	1,028,065	-	5,596,373	28,403	273,645	138,031	207,127	19,009,994	1,702,358	11,351,870	2,086,685	-	3,869,081	-
Hualien	45,500	78,360	-	-	1,071	51,258	3,686	379,306	-	-	379,306	-	-	-
Taipei	-	-	320,165	9,986	1,372,791	2,816,687	670,404	1,639,412	-	-	434,493	-	1,204,919	-
Suao	91,349	318,834	310,670	-	6,111	-	14,584	478,135	-	-	311,217	-	166,918	-
Anping	-	-	7,630	-	92,464	-	96,370	909,810	556,300	-	-	-	353,510	-
2024	3,030,209	490,250	8,700,139	593,411	9,419,086	3,773,010	1,130,210	42,673,672	6,816,165	11,725,775	8,223,958	8,244,413	7,663,361	-
Keelung	-	-	336,231	142,018	36,913	200,349	21,121	2,717,770	1,136,723	-	1,480,473	-	100,574	-
Taichung	1,987,032	-	1,102,756	312,887	3,252,151	715,191	73,707	16,133,539	2,834,002	-	3,288,195	8,244,413	1,766,929	-
Kaohsiung	769,947	-	6,744,320	137,161	151,084	134,741	302,822	20,108,387	2,261,570	11,725,775	2,040,182	-	4,080,860	-
Hualien	37,000	192,599	-	-	31	27,831	5,623	393,803	-	-	393,803	-	-	-
Taipei	-	-	223,749	1,332	47,852	2,694,898	593,997	2,014,671	67,165	-	709,813	-	1,237,693	-
Suao	236,230	297,651	284,350	-	-	-	20,011	519,316	-	-	311,492	-	207,824	-
Anping	-	-	8,733	13	5,931,055	-	112,929	786,186	516,705	-	-	-	269,481	-
2025	3,145,929	771,331	7,883,206	689,225	18,981,970	3,295,485	871,763	41,020,784	7,290,944	11,007,266	8,291,077	7,208,447	7,210,050	13,000
Keelung	-	-	307,692	160,341	529,531	343,508	25,427	2,823,356	1,228,728	-	1,528,090	-	66,538	-
Taichung	1,998,926	-	1,178,683	338,014	14,167,470	539,260	95,337	15,547,282	2,934,247	-	3,706,668	7,208,447	1,697,920	-
Kaohsiung	810,060	-	5,884,966	171,376	2,684,468	250,151	259,198	19,465,099	2,486,054	11,007,266	1,802,739	-	4,169,040	-
Hualien	68,100	409,525	-	-	-	8,570	3,780	471,108	-	-	471,108	-	-	-
Taipei	-	-	186,002	16,609	618,451	2,153,925	387,386	1,674,765	199,038	-	488,861	-	973,866	13,000
Suao	187,840	361,806	317,648	2,885	-	-	24,726	358,817	-	-	293,611	-	65,206	-
Anping	81,003	-	8,215	-	982,050	71	75,909	680,357	442,877	-	-	-	237,480	-

Source: Keelung, Taichung, Kaohsiung, Hualien Branches, and Taipei, Suao, Anping Branch Offices

Table 28. Container Throughput

Unit: Number of container, TEU

Year	Grand Total													
	Grand Total		Number of container										TEU	
			Count		10 FT		20 FT		40 FT		45 FT			
	Number of Container	TEU	L.C.	E.C.	L.C.	E.C.	L.C.	E.C.	L.C.	E.C.	L.C.	E.C.	L.C.	E.C.
2023	8,628,751	13,596,987.75	7,340,188	1,288,563	18	9	3,118,071	546,029	4,214,312	735,807	7,787	6,718	11,564,224.75	2,032,763.00
Keelung	959,893	1,533,121.25	736,789	223,104	-	-	310,342	76,566	425,940	146,072	507	466	1,163,362.75	369,758.50
Taichung	1,044,117	1,610,198.75	878,205	165,912	-	-	406,882	71,382	470,772	94,166	551	364	1,349,665.75	260,533.00
Kaohsiung	5,620,684	8,833,830.00	4,868,445	752,239	18	9	2,057,119	353,056	2,805,260	394,512	6,048	4,662	7,681,256.00	1,152,574.00
Taipei	1,002,476	1,617,713.75	855,897	146,579	-	-	343,188	44,527	512,028	100,826	681	1,226	1,368,776.25	248,937.50
Suao	-	-	-	-	-	-	-	-	-	-	-	-	-	-
Anping	1,581	2,124.00	852	729	-	-	540	498	312	231	-	-	1,164.00	960.00
2024	8,781,179	13,933,254.25	7,420,321	1,360,858	15	9	3,119,337	513,793	4,293,514	838,262	7,455	8,794	11,723,146.25	2,210,108.00
Keelung	1,028,778	1,649,898.25	766,013	262,765	-	-	322,464	85,472	442,870	176,859	679	434	1,209,731.75	440,166.50
Taichung	1,043,825	1,613,472.00	882,145	161,680	-	-	414,110	60,265	467,554	101,108	481	307	1,350,300.25	263,171.75
Kaohsiung	5,797,422	9,228,421.75	4,970,632	826,790	15	9	2,035,039	334,734	2,929,733	484,345	5,845	7,702	7,907,663.75	1,320,758.00
Taipei	909,962	1,439,806.25	800,920	109,042	-	-	347,412	32,906	453,058	75,785	450	351	1,254,540.50	185,265.75
Suao	-	-	-	-	-	-	-	-	-	-	-	-	-	-
Anping	1,192	1,656.00	611	581	-	-	312	416	299	165	-	-	910.00	746.00
2025	8,486,950	13,546,117.00	7,032,352	1,454,598	17	13	2,912,176	519,752	4,113,373	924,859	6,786	9,974	11,154,199.00	2,391,918.00
Keelung	997,822	1,603,563.25	728,460	269,362	-	-	303,182	89,152	424,735	179,740	543	470	1,153,873.75	449,689.50
Taichung	1,025,694	1,590,767.25	869,813	155,881	-	-	403,378	57,458	465,896	98,101	539	322	1,336,382.75	254,384.50
Kaohsiung	5,547,970	8,885,854.75	4,647,156	900,814	16	13	1,879,456	333,286	2,762,567	561,831	5,117	5,684	7,416,111.25	1,469,743.50
Taipei	914,003	1,463,657.75	786,150	127,853	1	-	325,876	39,492	459,686	84,863	587	3,498	1,246,569.25	217,088.50
Suao	4	4	4	-	-	-	4	-	-	-	-	-	4	-
Anping	1,457	2,270.00	769	688	-	-	280	364	489	324	-	-	1,258.00	1,012.00

Source: Keelung, Taichung, Kaohsiung, Hualien Branches, and Taipei, Suao, Anping Branch Offices

Table 28. Container Throughput(Cont. 1)

Unit: Number of container, TEU

Year	Inbound													
	Count		Number of container										TEU	
			Subtotal		10 FT		20 FT		40 FT		45 FT			
	Number of Container	TEU	L.C.	E.C.	L.C.	E.C.	L.C.	E.C.	L.C.	E.C.	L.C.	E.C.	L.C.	E.C.
2023	4,323,527	6,815,362.25	3,646,613	676,914	4	9	1,456,704	376,799	2,186,900	295,788	3,005	4,318	5,837,267.25	978,095.00
Keelung	505,368	802,950.50	483,375	21,993	-	-	192,083	15,826	291,188	5,777	104	390	774,693.00	28,257.50
Taichung	518,066	798,259.50	399,043	119,023	-	-	182,133	55,856	216,785	62,826	125	341	615,984.25	182,275.25
Kaohsiung	2,802,121	4,410,810.00	2,332,541	469,580	4	9	922,191	272,575	1,407,822	194,106	2,524	2,890	3,743,516.00	667,294.00
Taipei	497,154	802,240.25	431,565	65,589	-	-	160,261	32,044	271,052	32,848	252	697	702,932.00	99,308.25
Suao	-	-	-	-	-	-	-	-	-	-	-	-	-	-
Anping	818	1,102.00	89	729	-	-	36	498	53	231	-	-	142.00	960.00
2024	4,403,539	6,990,593.75	3,754,015	649,524	3	9	1,494,861	323,619	2,256,128	320,864	3,023	5,032	6,013,920.25	976,673.50
Keelung	537,377	857,324.50	519,254	18,123	-	-	208,161	9,402	310,903	8,377	190	344	830,394.50	26,930.00
Taichung	523,787	808,433.75	421,808	101,979	-	-	197,536	41,700	224,169	59,999	103	280	646,105.75	162,328.00
Kaohsiung	2,890,965	4,609,044.75	2,398,752	492,213	3	9	924,897	249,665	1,471,285	238,327	2,567	4,212	3,873,244.25	735,800.50
Taipei	450,787	714,942.75	414,141	36,646	-	-	164,267	22,454	249,711	13,996	163	196	664,055.75	50,887.00
Suao	-	-	-	-	-	-	-	-	-	-	-	-	-	-
Anping	623	848.00	60	563	-	-	-	398	60	165	-	-	120.00	728.00
2025	4,259,218	6,806,990.00	3,617,340	641,878	3	13	1,424,737	288,784	2,190,170	347,115	2,430	5,966	5,810,546.00	996,444.00
Keelung	532,824	853,160.75	517,873	14,951	-	-	206,604	6,005	311,131	8,597	138	349	829,176.50	23,984.25
Taichung	514,858	795,516.00	420,811	94,047	-	-	198,793	35,501	221,956	58,232	62	314	642,844.50	152,671.50
Kaohsiung	2,764,135	4,441,052.00	2,266,988	497,147	3	13	863,471	225,090	1,401,523	268,567	1,991	3,477	3,670,998.25	770,053.75
Taipei	446,627	716,079.25	411,581	35,046	-	-	155,867	21,824	255,475	11,396	239	1,826	667,354.75	48,724.50
Suao	2	2	2	-	-	-	2	-	-	-	-	-	2	-
Anping	772	1,180.00	85	687	-	-	-	364	85	323	-	-	170.00	1,010.00

Source: Keelung, Taichung, Kaohsiung, Hualien Branches, and Taipei, Suao, Anping Branch Offices

Table 28. Container Throughput(End)

Unit: Number of container, TEU

Year	Outbound													
	Count		Number of container										TEU	
			Subtotal		10 FT		20 FT		40 FT		45 FT			
	Number of Container	TEU	L.C.	E.C.	L.C.	E.C.	L.C.	E.C.	L.C.	E.C.	L.C.	E.C.	L.C.	E.C.
2023	4,305,224	6,781,625.50	3,693,575	611,649	14	-	1,661,367	169,230	2,027,412	440,019	4,782	2,400	5,726,957.50	1,054,668.00
Keelung	454,525	730,170.75	253,414	201,111	-	-	118,259	60,740	134,752	140,295	403	76	388,669.75	341,501.00
Taichung	526,051	811,939.25	479,162	46,889	-	-	224,749	15,526	253,987	31,340	426	23	733,681.50	78,257.75
Kaohsiung	2,818,563	4,423,020.00	2,535,904	282,659	14	-	1,134,928	80,481	1,397,438	200,406	3,524	1,772	3,937,740.00	485,280.00
Taipei	505,322	815,473.50	424,332	80,990	-	-	182,927	12,483	240,976	67,978	429	529	665,844.25	149,629.25
Suao	-	-	-	-	-	-	-	-	-	-	-	-	-	-
Anping	763	1,022.00	763	-	-	-	504	-	259	-	-	-	1,022.00	-
2024	4,377,640	6,942,660.50	3,666,306	711,334	12	-	1,624,476	190,174	2,037,386	517,398	4,432	3,762	5,709,226.00	1,233,434.50
Keelung	491,401	792,573.75	246,759	244,642	-	-	114,303	76,070	131,967	168,482	489	90	379,337.25	413,236.50
Taichung	520,038	805,038.25	460,337	59,701	-	-	216,574	18,565	243,385	41,109	378	27	704,194.50	100,843.75
Kaohsiung	2,906,457	4,619,377.00	2,571,880	334,577	12	-	1,110,142	85,069	1,458,448	246,018	3,278	3,490	4,034,419.50	584,957.50
Taipei	459,175	724,863.50	386,779	72,396	-	-	183,145	10,452	203,347	61,789	287	155	590,484.75	134,378.75
Suao	-	-	-	-	-	-	-	-	-	-	-	-	-	-
Anping	569	808.00	551	18	-	-	312	18	239	-	-	-	790.00	18
2025	4,227,732	6,739,127.00	3,415,012	812,720	14	-	1,487,439	230,968	1,923,203	577,744	4,356	4,008	5,343,653.00	1,395,474.00
Keelung	464,998	750,402.50	210,587	254,411	-	-	96,578	83,147	113,604	171,143	405	121	324,697.25	425,705.25
Taichung	510,836	795,251.25	449,002	61,834	-	-	204,585	21,957	243,940	39,869	477	8	693,538.25	101,713.00
Kaohsiung	2,783,835	4,444,802.75	2,380,168	403,667	13	-	1,015,985	108,196	1,361,044	293,264	3,126	2,207	3,745,113.00	699,689.75
Taipei	467,376	747,578.50	374,569	92,807	1	-	170,009	17,668	204,211	73,467	348	1,672	579,214.50	168,364.00
Suao	2	2	2	-	-	-	2	-	-	-	-	-	2	-
Anping	685	1,090.00	684	1	-	-	280	-	404	1	-	-	1,088.00	2

Source: Keelung, Taichung, Kaohsiung, Hualien Branches, and Taipei, Suao, Anping Branch Offices

Table 29. Cargo Handling Efficiency

Unit: Number of Container · Revenue Ton

Year	Container					Pipeline					Bulk and General Cargo				
	(A) Volume	(1) Manpower		(2) Machinery		(A) Volume	(1) Manpower		(2) Machinery		(A) Volume	(1) Manpower		(2) Machinery	
		(B) Man-hour	Cargo Handling Efficiency (A)/(B)	(C) Machine- hour	Cargo Handling Efficiency (A)/(C)		(B) Man-hour	Cargo Handling Efficiency (A)/(B)	(C) Machine- hour	Cargo Handling Efficiency (A)/(C)		(B) Man-hour	Cargo Handling Efficiency (A)/(B)	(C) Machine- hour	Cargo Handling Efficiency (A)/(C)
2023	8,531,682	1,625,264	5.25	293,382	29.08	51,007,101	261,741	194.876	99,543	512.413	129,478,560	2,281,806	56.744	381,217	339.645
Keelung	959,663	207,088	4.63	42,377	22.65	3,364,929	40,179	83.748	11,264	298.733	3,813,877	62,714	60.814	11,896	320.602
Taichung	1,024,240	138,612	7.39	38,514	26.59	15,667,365	70,619	221.858	25,850	606.088	44,264,927	509,963	86.800	101,509	436.069
Kaohsiung	5,552,153	1,081,426	5.13	180,107	30.83	26,357,510	112,693	233.888	43,499	605.934	49,329,087	1,051,559	46.910	185,979	265.240
Hualien	-	-	-	-	-	425,547	1,743	244.146	1,714	248.277	8,402,085	65,448	128.378	22,864	367.481
Taipei	994,045	196,800	5.05	32,051	31.01	2,614,563	16,566	157.827	6,450	405.359	20,695,886	462,977	44.702	47,224	438.249
Suao	-	-	-	-	-	1,566,395	11,430	137.042	6,270	249.824	2,404,229	104,136	23.087	9,042	265.896
Anping	1,581	1,338	1.18	333	4.75	1,010,792	8,511	118.763	4,496	224.820	568,469	25,009	22.731	2,703	210.310
2024	8,665,762	1,752,004	4.95	314,818	27.53	54,687,838	266,538	205.178	101,623	538.144	140,664,820	2,406,321	58.456	381,311	368.898
Keelung	1,028,500	202,832	5.07	41,936	24.53	3,248,461	37,492	86.644	10,522	308.730	3,656,964	67,672	54.040	12,799	285.723
Taichung	1,022,374	144,658	7.07	39,986	25.57	18,320,889	83,306	219.923	29,557	619.849	48,374,040	493,495	98.023	96,846	499.494
Kaohsiung	5,712,235	1,230,310	4.64	204,975	27.87	27,657,004	106,300	260.179	43,493	635.896	50,722,969	1,126,651	45.021	192,681	263.248
Hualien	-	-	-	-	-	425,453	1,611	264.092	1,611	264.092	8,137,526	72,191	112.722	24,849	327.479
Taipei	901,461	172,790	5.22	27,596	32.67	2,905,764	21,677	134.048	7,532	385.789	15,087,696	470,211	32.087	36,520	413.135
Suao	-	-	-	-	-	1,271,276	10,328	123.090	5,386	236.033	2,545,136	112,047	22.715	10,308	246.909
Anping	1,192	1,414	0.84	325	3.67	858,991	5,824	147.492	3,522	243.893	12,140,489	64,054	189.535	7,308	1,661.260
2025	8,375,526	1,702,466	4.92	301,876	27.74	53,212,096	270,797	196.502	107,539	494.817	151,760,994	2,577,316	58.883	392,792	386.365
Keelung	997,676	196,963	5.07	38,151	26.15	3,078,369	34,678	88.770	9,887	311.355	4,429,271	90,685	48.842	16,380	270.407
Taichung	1,004,072	144,940	6.93	40,097	25.04	18,049,094	84,539	213.500	30,513	591.521	63,271,186	479,352	131.993	96,178	657.855
Kaohsiung	5,466,920	1,180,766	4.63	194,278	28.14	26,827,266	112,961	237.491	48,721	550.630	50,413,272	1,319,016	38.220	210,721	239.242
Hualien	-	-	-	-	-	546,298	2,386	228.960	2,200	248.317	7,936,062	47,322	167.703	14,786	536.728
Taipei	905,397	176,587	5.13	28,738	31.51	2,779,268	21,678	128.207	7,207	385.635	19,169,596	492,412	38.930	38,312	500.355
Suao	4	7	0.57	2	2.00	1,181,274	9,584	123.255	5,754	205.296	2,657,986	106,237	25.019	10,035	264.872
Anping	1,457	3,203	0.45	610	2.39	750,527	4,971	150.981	3,257	230.435	3,883,621	42,292	91.829	6,380	608.718

Source: Keelung, Taichung, Kaohsiung, Hualien Branches, and Taipei, Suao, Anping Branch Offices

Table 30. Inbound Vessels on Cross-Strait Routes by Type of Transportation

Unit: Vessel, Ton

Year	Grand Total		Direct Cross-Strait (Taiwan-China)		Direct Cross-Strait (not for passenger cargo ships)		Cross-Strait Tri-region		Offshore shipping	
	Vessels	Gross Tonnage	Vessels	Gross Tonnage	Vessels	Gross Tonnage	Vessels	Gross Tonnage	Vessels	Gross Tonnage
2023	13,076	371,563,865	6,515	72,998,573	1,932	45,361,677	59	1,727,815	4,570	251,475,800
Keelung	2,230	36,540,660	1,481	16,710,315	205	3,866,379	1	38,255	543	15,925,711
Taichung	2,704	36,466,496	1,876	20,002,883	437	8,054,920	5	83,911	386	8,324,782
Kaohsiung	6,464	251,464,260	2,093	25,894,179	991	24,805,377	48	1,469,143	3,332	199,295,561
Hualien	63	937,809	15	75,173	48	862,636	-	-	-	-
Taipei	1,512	45,442,902	990	10,041,369	210	7,389,978	3	81,809	309	27,929,746
Suao	37	325,540	28	161,514	7	109,329	2	54,697	-	-
Anping	66	386,198	32	113,140	34	273,058	-	-	-	-
2024	12,456	358,909,393	6,372	76,848,893	1,978	43,337,966	62	1,791,191	4,044	236,931,343
Keelung	2,024	33,002,448	1,414	14,152,046	193	4,024,063	1	10,508	416	14,815,831
Taichung	2,714	36,485,523	1,857	18,990,558	518	9,555,161	6	81,428	333	7,858,376
Kaohsiung	6,078	243,278,535	2,083	31,225,955	990	23,006,498	53	1,635,244	2,952	187,410,838
Hualien	54	737,759	23	171,970	31	565,789	-	-	-	-
Taipei	1,473	44,626,971	930	11,964,408	199	5,776,494	1	39,771	343	26,846,298
Suao	61	535,083	37	251,120	23	259,723	1	24,240	-	-
Anping	52	243,074	28	92,836	24	150,238	-	-	-	-
2025	12,094	351,095,261	6,333	76,451,622	1,756	41,620,803	53	1,414,051	3,952	231,608,785
Keelung	2,004	32,369,404	1,475	16,593,472	147	3,124,377	1	39,625	381	12,611,930
Taichung	2,462	34,072,189	1,727	18,423,169	462	8,948,317	4	43,201	269	6,657,502
Kaohsiung	5,850	238,066,674	1,924	27,442,511	869	22,772,873	43	1,170,847	3,014	186,680,443
Hualien	51	724,115	18	108,534	33	615,581	-	-	-	-
Taipei	1,635	45,171,934	1,132	13,556,453	211	5,827,074	4	129,497	288	25,658,910
Suao	46	349,810	42	276,822	3	42,107	1	30,881	-	-
Anping	46	341,135	15	50,661	31	290,474	-	-	-	-

Source: Keelung, Taichung, Kaohsiung, Hualien Branches, and Taipei, Suao, Anping Branch Offices

Table 31. Inbound Vessels on Cross-Strait Routes by Gross Tonnage

Unit: Vessel

Year	Grand Total			<1,000 Tons			1,000-4,999 Tons			5,000-9,999 Tons		
	count	Direct Cross-Strait	Direct Cross-Strait (not for passenger cargo ships)	count	Direct Cross-Strait	Direct Cross-Strait (not for passenger cargo ships)	count	Direct Cross-Strait	Direct Cross-Strait (not for passenger cargo ships)	count	Direct Cross-Strait	Direct Cross-Strait (not for passenger cargo ships)
2023	8,447	6,515	1,932	4	-	4	1,423	1,150	273	3,936	3,460	476
Keelung	1,686	1,481	205	-	-	-	165	149	16	991	900	91
Taichung	2,313	1,876	437	-	-	-	413	339	74	1,148	1,039	109
Kaohsiung	3,084	2,093	991	4	-	4	529	369	160	1,365	1,135	230
Hualien	63	15	48	-	-	-	10	10	-	15	5	10
Taipei	1,200	990	210	-	-	-	246	241	5	389	365	24
Su-ao	35	28	7	-	-	-	16	12	4	15	15	-
Anping	66	32	34	-	-	-	44	30	14	13	1	12
2024	8,350	6,372	1,978	3	-	3	1,247	901	346	4,085	3,614	471
Keelung	1,607	1,414	193	-	-	-	170	160	10	1,027	944	83
Taichung	2,375	1,857	518	-	-	-	449	350	99	1,201	1,077	124
Kaohsiung	3,073	2,083	990	3	-	3	435	225	210	1,406	1,200	206
Hualien	54	23	31	-	-	-	15	15	-	15	5	10
Taipei	1,129	930	199	-	-	-	112	109	3	403	368	35
Su-ao	60	37	23	-	-	-	26	15	11	24	19	5
Anping	52	28	24	-	-	-	40	27	13	9	1	8
2025	8,089	6,333	1,756	8	-	8	1,076	827	249	3,867	3,458	409
Keelung	1,622	1,475	147	-	-	-	165	151	14	944	867	77
Taichung	2,189	1,727	462	-	-	-	414	334	80	1,053	955	98
Kaohsiung	2,793	1,924	869	7	-	7	308	168	140	1,284	1,105	179
Hualien	51	18	33	-	-	-	14	14	-	12	2	10
Taipei	1,343	1,132	211	-	-	-	136	132	4	539	504	35
Su-ao	45	42	3	-	-	-	14	14	-	26	24	2
Anping	46	15	31	1	-	1	25	14	11	9	1	8

Source: Keelung, Taichung, Kaohsiung, Hualien Branches, and Taipei, Su-ao, Anping Branch Offices

Table 31. Inbound Vessels on Cross-Strait Routes by Gross Tonnage (End)

Unit: Vessel

Year	10,000-19,999 Tons			20,000-39,999 Tons			40,000-59,999 Tons			≥ 60,000 Tons		
	count	Direct Cross-Strait (Taiwan-China)	Direct Cross-Strait (not for passenger cargo ships)	count	Direct Cross-Strait (Taiwan-China)	Direct Cross-Strait (not for passenger cargo ships)	count	Direct Cross-Strait (Taiwan-China)	Direct Cross-Strait (not for passenger cargo ships)	count	Direct Cross-Strait (Taiwan-China)	Direct Cross-Strait (not for passenger cargo ships)
2023	1,772	1,434	338	1,024	403	621	81	3	78	207	65	142
Keelung	333	287	46	167	143	24	12	2	10	18	-	18
Taichung	432	350	82	284	134	150	13	-	13	23	14	9
Kaohsiung	570	412	158	434	126	308	36	1	35	146	50	96
Hualien	21	-	21	15	-	15	2	-	2	-	-	-
Taipei	408	383	25	119	-	119	18	-	18	20	1	19
Su-ao	1	1	-	3	-	3	-	-	-	-	-	-
Anping	7	1	6	2	-	2	-	-	-	-	-	-
2024	1,682	1,354	328	1,002	384	618	109	23	86	222	96	126
Keelung	296	245	51	81	64	17	13	1	12	20	-	20
Taichung	399	304	95	279	111	168	28	4	24	19	11	8
Kaohsiung	525	375	150	483	184	299	50	18	32	171	81	90
Hualien	7	-	7	16	3	13	1	-	1	-	-	-
Taipei	450	430	20	135	19	116	17	-	17	12	4	8
Su-ao	2	-	2	8	3	5	-	-	-	-	-	-
Anping	3	-	3	-	-	-	-	-	-	-	-	-
2025	1,808	1,491	317	975	430	545	155	53	102	200	74	126
Keelung	328	310	18	154	141	13	12	6	6	19	-	19
Taichung	407	300	107	247	113	134	38	6	32	30	19	11
Kaohsiung	543	398	145	424	162	262	91	41	50	136	50	86
Hualien	10	1	9	14	1	13	1	-	1	-	-	-
Taipei	509	478	31	131	13	118	13	-	13	15	5	10
Su-ao	4	4	-	1	-	1	-	-	-	-	-	-
Anping	7	-	7	4	-	4	-	-	-	-	-	-

Source: Keelung, Taichung, Kaohsiung, Hualien Branches, and Taipei, Su-ao, Anping Branch Offices

Table 32. Volume of Cargo Handled on Direct Cross-Strait Routes

Unit: Revenue Ton

Year	Grand Total				Loading				Unloading			
	Grand Total	Bulk & General	Pipeline	Containerized	Count	Bulk & General	Pipeline	Containerized	Count	Bulk & General	Pipeline	Containerized
2023	106,213,928	15,177,371	1,073,655	89,962,902	48,644,262	802,997	284,671	47,556,594	57,569,666	14,374,374	788,984	42,406,308
Keelung	23,200,798	847,759	-	22,353,039	10,617,750	1,548	-	10,616,202	12,583,048	846,211	-	11,736,837
Taichung	21,869,495	3,279,148	420,652	18,169,695	9,921,016	375,279	59,953	9,485,784	11,948,479	2,903,869	360,699	8,683,911
Kaohsiung	48,075,563	4,227,040	494,722	43,353,801	24,851,070	360,585	185,445	24,305,040	23,224,493	3,866,455	309,277	19,048,761
Hualien	66,315	66,315	-	-	528	528	-	-	65,787	65,787	-	-
Taipei	12,705,063	6,548,377	70,319	6,086,367	3,151,940	2,372	-	3,149,568	9,553,123	6,546,005	70,319	2,936,799
Suao	210,606	200,248	10,358	-	62,685	62,685	-	-	147,921	137,563	10,358	-
Anping	86,088	8,484	77,604	-	39,273	-	39,273	-	46,815	8,484	38,331	-
2024	124,652,721	15,543,800	1,137,955	107,970,966	57,675,353	706,034	211,665	56,757,654	66,977,368	14,837,766	926,290	51,213,312
Keelung	27,275,568	1,138,974	-	26,136,594	12,913,272	387	-	12,912,885	14,362,296	1,138,587	-	13,223,709
Taichung	24,464,348	3,433,633	540,118	20,490,597	10,362,319	343,476	43,648	9,975,195	14,102,029	3,090,157	496,470	10,515,402
Kaohsiung	58,031,957	4,428,906	410,423	53,192,628	30,007,749	267,640	151,331	29,588,778	28,024,208	4,161,266	259,092	23,603,850
Hualien	185,782	185,782	-	-	4,255	4,255	-	-	181,527	181,527	-	-
Taipei	14,329,298	6,077,194	100,957	8,151,147	4,280,796	-	-	4,280,796	10,048,502	6,077,194	100,957	3,870,351
Suao	293,265	267,208	26,057	-	90,276	90,276	-	-	202,989	176,932	26,057	-
Anping	72,503	12,103	60,400	-	16,686	-	16,686	-	55,817	12,103	43,714	-
2025	126,093,615	15,614,649	986,577	109,492,389	58,100,766	633,543	193,050	57,274,173	67,992,849	14,981,106	793,527	52,218,216
Keelung	28,859,585	2,055,443	-	26,804,142	13,094,292	1,227	-	13,093,065	15,765,293	2,054,216	-	13,711,077
Taichung	23,881,326	2,614,514	554,428	20,712,384	10,262,435	296,913	33,905	9,931,617	13,618,891	2,317,601	520,523	10,780,767
Kaohsiung	55,577,765	3,475,487	291,024	51,811,254	29,172,880	225,669	159,145	28,788,066	26,404,885	3,249,818	131,879	23,023,188
Hualien	120,321	120,321	-	-	24,734	24,734	-	-	95,587	95,587	-	-
Taipei	17,255,760	6,978,590	112,561	10,164,609	5,461,425	-	-	5,461,425	11,794,335	6,978,590	112,561	4,703,184
Suao	365,555	365,555	-	-	85,000	85,000	-	-	280,555	280,555	-	-
Anping	33,303	4,739	28,564	-	-	-	-	-	33,303	4,739	28,564	-

Source: Keelung, Taichung, Kaohsiung, Hualien Branches, and Taipei, Suao, Anping Branch Offices

Table 33. Volume of Loading Cargo Handled on Direct Cross-Strait Routes

Unit: Revenue Ton

Year	Grand Total	Container	Bulk And General Cargo							
			Count	Mineral Ore	Mineral	Iron Ore	Granite and Marble	Fertilizer	Chemicals	Xylene
2023	48,644,262	47,556,594	802,997	363,744	-	-	528	-	62,912	-
Keelung	10,617,750	10,616,202	1,548	-	-	-	-	-	-	-
Taichung	9,921,016	9,485,784	375,279	363,744	-	-	-	-	227	-
Kaohsiung	24,851,070	24,305,040	360,585	-	-	-	-	-	-	-
Hualien	528	-	528	-	-	-	528	-	-	-
Taipei	3,151,940	3,149,568	2,372	-	-	-	-	-	-	-
Suao	62,685	-	62,685	-	-	-	-	-	62,685	-
Anping	39,273	-	-	-	-	-	-	-	-	-
2024	57,675,353	56,757,654	706,034	275,072	34,244	-	4,255	-	90,436	-
Keelung	12,913,272	12,912,885	387	-	-	-	-	-	-	-
Taichung	10,362,319	9,975,195	343,476	275,072	34,244	-	-	-	160	-
Kaohsiung	30,007,749	29,588,778	267,640	-	-	-	-	-	-	-
Hualien	4,255	-	4,255	-	-	-	4,255	-	-	-
Taipei	4,280,796	4,280,796	-	-	-	-	-	-	-	-
Suao	90,276	-	90,276	-	-	-	-	-	90,276	-
Anping	16,686	-	-	-	-	-	-	-	-	-
2025	58,100,766	57,274,173	633,543	296,362	-	-	19,625	-	85,131	-
Keelung	13,094,292	13,093,065	1,227	-	-	-	-	-	-	-
Taichung	10,262,435	9,931,617	296,913	296,362	-	-	-	-	131	-
Kaohsiung	29,172,880	28,788,066	225,669	-	-	-	12,437	-	-	-
Hualien	24,734	-	24,734	-	-	-	7,188	-	-	-
Taipei	5,461,425	5,461,425	-	-	-	-	-	-	-	-
Suao	85,000	-	85,000	-	-	-	-	-	85,000	-
Anping	-	-	-	-	-	-	-	-	-	-

Source: Keelung, Taichung, Kaohsiung, Hualien Branches, and Taipei, Suao, Anping Branch Offices

Table 33. Volume of Loading Cargo Handled on Direct Cross-Strait Routes (End)

Unit: Revenue Ton

Year	Bulk And General Cargo						Pipeline				
	Cement Product	Iron Materials	Steel Products	Machine parts	Machinery	Miscellaneous Cargo	Count	Crude Oil	Oil	Other Liquefied Chemical Products	Others
2023	-	316,952	44,506	6,171	-	8,184	284,671	-	20,098	264,573	-
Keelung	-	-	-	210	-	1,338	-	-	-	-	-
Taichung	-	-	7,605	1,160	-	2,543	59,953	-	-	59,953	-
Kaohsiung	-	316,952	36,901	2,429	-	4,303	185,445	-	20,098	165,347	-
Hualien	-	-	-	-	-	-	-	-	-	-	-
Taipei	-	-	-	2,372	-	-	-	-	-	-	-
Suao	-	-	-	-	-	-	-	-	-	-	-
Anping	-	-	-	-	-	-	39,273	-	-	39,273	-
2024	-	251,858	12,252	2,145	-	35,772	211,665	-	36,560	175,105	-
Keelung	-	-	-	157	-	230	-	-	-	-	-
Taichung	-	-	-	-	-	34,000	43,648	-	-	43,648	-
Kaohsiung	-	251,858	12,252	1,988	-	1,542	151,331	-	36,560	114,771	-
Hualien	-	-	-	-	-	-	-	-	-	-	-
Taipei	-	-	-	-	-	-	-	-	-	-	-
Suao	-	-	-	-	-	-	-	-	-	-	-
Anping	-	-	-	-	-	-	16,686	-	-	16,686	-
2025	-	209,414	1,364	3,146	-	18,501	193,050	-	26,108	166,942	-
Keelung	-	-	-	272	-	955	-	-	-	-	-
Taichung	-	-	-	420	-	-	33,905	-	-	33,905	-
Kaohsiung	-	209,414	1,364	2,454	-	-	159,145	-	26,108	133,037	-
Hualien	-	-	-	-	-	17,546	-	-	-	-	-
Taipei	-	-	-	-	-	-	-	-	-	-	-
Suao	-	-	-	-	-	-	-	-	-	-	-
Anping	-	-	-	-	-	-	-	-	-	-	-

Source: Keelung, Taichung, Kaohsiung, Hualien Branches, and Taipei, Suao, Anping Branch Offices

Table 34. Volume of Unloading Cargo Handled on Direct Cross-Strait Routes

Unit: Revenue Ton

Year	Grand Total	Container	Bulk And General Cargo						
			Count	Coal	Mineral Ore	Mineral	Granite and Marble	Hearthstone	Talcum
2023	57,569,666	42,406,308	14,374,374	80,783	-	-	72,539	399,859	29,690
Keelung	12,583,048	11,736,837	846,211	-	-	-	-	-	-
Taichung	11,948,479	8,683,911	2,903,869	-	-	-	9,781	115,475	7,224
Kaohsiung	23,224,493	19,048,761	3,866,455	80,783	-	-	-	51,586	5,379
Hualien	65,787	-	65,787	-	-	-	62,758	-	2,503
Taipei	9,553,123	2,936,799	6,546,005	-	-	-	-	232,798	-
Suao	147,921	-	137,563	-	-	-	-	-	14,584
Anping	46,815	-	8,484	-	-	-	-	-	-
2024	66,977,368	51,213,312	14,837,766	32,198	-	-	68,868	325,770	32,361
Keelung	14,362,296	13,223,709	1,138,587	-	-	-	-	-	-
Taichung	14,102,029	10,515,402	3,090,157	-	-	-	8,180	169,574	-
Kaohsiung	28,024,208	23,603,850	4,161,266	32,198	-	-	-	-	4,595
Hualien	181,527	-	181,527	-	-	-	60,688	-	4,030
Taipei	10,048,502	3,870,351	6,077,194	-	-	-	-	156,196	5,194
Suao	202,989	-	176,932	-	-	-	-	-	18,542
Anping	55,817	-	12,103	-	-	-	-	-	-
2025	67,992,849	52,218,216	14,981,106	-	-	-	36,184	263,550	34,979
Keelung	15,765,293	13,711,077	2,054,216	-	-	-	-	-	-
Taichung	13,618,891	10,780,767	2,317,601	-	-	-	-	102,367	-
Kaohsiung	26,404,885	23,023,188	3,249,818	-	-	-	-	-	5,190
Hualien	95,587	-	95,587	-	-	-	36,184	-	-
Taipei	11,794,335	4,703,184	6,978,590	-	-	-	-	161,183	5,063
Suao	280,555	-	280,555	-	-	-	-	-	24,726
Anping	33,303	-	4,739	-	-	-	-	-	-

Source: Keelung, Taichung, Kaohsiung, Hualien Branches, and Taipei, Suao, Anping Branch Offices

Table 34. Volume of Unloading Cargo Handled on Direct Cross-Strait Routes (Cont.1)

Unit: Revenue Ton

Year	Bulk And General Cargo									
	Ore	Sulphur & Gypsum	Clay	Nepheline Powder	Magnesium Oxide	Fertilizer	Chemicals	Coke	Gravel	Slag
2023	1,343,405	102,249	434,468	355,598	81,588	62,724	16,032	58,101	4,886,000	-
Keelung	-	-	-	-	-	-	-	-	405,729	-
Taichung	206,984	-	64,456	-	26,229	62,724	16,032	58,101	-	-
Kaohsiung	56,257	-	2,689	-	55,359	-	-	-	-	-
Hualien	-	-	-	-	-	-	-	-	-	-
Taipei	1,080,164	20,676	367,323	355,598	-	-	-	-	4,468,264	-
Suao	-	81,573	-	-	-	-	-	-	12,007	-
Anping	-	-	-	-	-	-	-	-	-	-
2024	366,317	89,342	398,879	440,149	101,437	23,121	7,490	98,415	6,059,557	175,359
Keelung	-	-	-	-	-	-	-	-	1,053,144	-
Taichung	215,656	-	64,623	-	51,269	18,186	-	98,415	-	-
Kaohsiung	74,644	7,404	-	-	50,168	-	-	-	-	-
Hualien	-	-	-	-	-	-	-	-	-	116,791
Taipei	76,017	25,442	334,256	440,149	-	-	7,490	-	4,997,540	-
Suao	-	44,393	-	-	-	4,935	-	-	8,873	58,568
Anping	-	12,103	-	-	-	-	-	-	-	-
2025	520,060	78,096	402,342	327,873	100,213	81,379	4,825	66,103	7,514,927	63,704
Keelung	18,588	-	-	-	-	13,255	-	-	1,580,146	-
Taichung	218,676	-	64,469	-	41,855	68,124	-	66,103	-	-
Kaohsiung	116,238	-	-	-	58,358	-	-	-	-	-
Hualien	-	12,252	-	-	-	-	1	-	-	36,545
Taipei	154,204	7,634	337,873	327,873	-	-	2,993	-	5,888,392	-
Suao	12,354	58,210	-	-	-	-	1,831	-	46,389	27,159
Anping	-	-	-	-	-	-	-	-	-	-

Source: Keelung, Taichung, Kaohsiung, Hualien Branches, and Taipei, Suao, Anping Branch Offices

Table 34. Volume of Unloading Cargo Handled on Direct Cross-Strait Routes (End)

Unit: Revenue Ton

Year	Bulk And General Cargo				Pipeline			
	Steel Products	Machinery	Vehicle & Parts	Miscellaneous Cargo	Count	Crude Oil	Oil	Other Liquefied Chemical Products
2023	14,557	613,680	15,274	5,807,827	788,984	-	61,245	727,739
Keelung	14,094	364,010	14,872	47,506	-	-	-	-
Taichung	-	34,059	-	2,302,804	360,699	-	-	360,699
Kaohsiung	463	196,046	402	3,417,491	309,277	-	-	309,277
Hualien	-	526	-	-	-	-	-	-
Taipei	-	10,555	-	10,627	70,319	-	61,245	9,074
Suao	-	-	-	29,399	10,358	-	-	10,358
Anping	-	8,484	-	-	38,331	-	-	38,331
2024	2,606	183,217	630	6,432,050	926,290	-	117,419	808,871
Keelung	2,086	3,574	630	79,153	-	-	-	-
Taichung	-	121,243	-	2,343,011	496,470	-	-	496,470
Kaohsiung	520	45,044	-	3,946,693	259,092	-	28,451	230,641
Hualien	-	13	-	5	-	-	-	-
Taipei	-	13,343	-	21,567	100,957	-	88,968	11,989
Suao	-	-	-	41,621	26,057	-	-	26,057
Anping	-	-	-	-	43,714	-	-	43,714
2025	34,629	611,841	8,419	4,831,982	793,527	-	99,096	694,431
Keelung	18,581	363,818	8,128	51,700	-	-	-	-
Taichung	-	69,235	-	1,686,772	520,523	-	-	520,523
Kaohsiung	16,048	127,979	-	2,926,005	131,879	-	-	131,879
Hualien	-	-	-	10,605	-	-	-	-
Taipei	-	46,070	291	47,014	112,561	-	99,096	13,465
Suao	-	-	-	109,886	-	-	-	-
Anping	-	4,739	-	-	28,564	-	-	28,564

Source: Keelung, Taichung, Kaohsiung, Hualien Branches, and Taipei, Suao, Anping Branch Offices

Table 35. Container Throughput, Direct Cross-Strait Routes

Unit: Number of container, TEU

Year	Grand Total											
	Number of container	TEU	Number of container								TEU	
			Total		20 FT		40 FT		45 FT		L.C.	E.C.
			L.C.	E.C.	L.C.	E.C.	L.C.	E.C.	L.C.	E.C.		
2023	1,588,940	2,498,624	1,294,590	294,350	579,082	100,643	714,720	192,621	788	1,086	2,010,295	488,329
Keelung	387,867	620,918	282,646	105,221	122,879	31,954	159,736	73,231	31	36	442,421	178,497
Taichung	316,010	504,714	273,018	42,992	111,223	16,122	161,714	26,796	81	74	434,833	69,881
Kaohsiung	787,529	1,203,926	669,454	118,075	322,835	48,686	345,985	68,466	634	923	1,016,232	187,695
Taipei	97,534	169,066	69,472	28,062	22,145	3,881	47,285	24,128	42	53	116,810	52,256
2024	1,878,082	2,999,178	1,471,435	406,647	636,979	120,623	833,550	284,468	906	1,556	2,306,118	693,060
Keelung	453,896	726,017	305,636	148,260	132,481	49,313	173,116	98,912	39	35	478,801	247,216
Taichung	353,307	569,183	291,509	61,798	120,698	16,793	170,668	44,907	143	98	462,356	106,828
Kaohsiung	942,297	1,477,557	785,131	157,166	357,169	50,390	427,287	105,363	675	1,413	1,213,262	264,295
Taipei	128,582	226,421	89,159	39,423	26,631	4,127	62,479	35,286	49	10	151,699	74,722
2025	1,904,530	3,041,455	1,429,728	474,802	619,020	149,177	809,971	323,993	737	1,632	2,240,620	800,835
Keelung	467,665	744,560	307,154	160,511	132,470	58,328	174,632	102,125	52	58	481,851	262,709
Taichung	357,807	575,344	289,989	67,818	120,544	19,764	169,358	47,989	87	65	459,456	115,888
Kaohsiung	919,401	1,439,202	733,606	185,795	338,217	61,840	394,859	122,659	530	1,296	1,129,128	310,074
Taipei	159,657	282,350	98,979	60,678	27,789	9,245	71,122	51,220	68	213	170,186	112,164

Source: Keelung, Taichung, Kaohsiung, Hualien Branches, and Taipei, Suao, Anping Branch Offices

Table 35. Container Throughput, Direct Cross-Strait Routes (Cont.1)

Unit: Number of container, TEU

Year	Inbound											
	Total		Number of container								TEU	
			Sub Total		20 FT		40 FT		45 FT			
	Number of Container	TEU	L.C.	E.C.	L.C.	E.C.	L.C.	E.C.	L.C.	E.C.	L.C.	E.C.
2023	760,096	1,177,835.00	736,096	24,000	331,068	11,454	404,486	12,428	542	118	1,141,259.50	36,575.50
Keelung	205,320	326,023.25	204,627	693	84,362	264	120,238	419	27	10	324,898.75	1,124.50
Taichung	155,983	241,219.75	143,789	12,194	65,521	5,253	78,213	6,885	55	56	222,070.75	19,149.00
Kaohsiung	350,747	529,014.25	340,529	10,218	167,134	5,467	172,962	4,699	433	52	514,032.25	14,982.00
Taipei	48,046	81,577.75	47,151	895	14,051	470	33,073	425	27	-	80,257.75	1,320.00
2024	907,142	1,422,584.00	877,491	29,651	380,030	11,848	496,904	17,648	557	155	1,375,091.25	47,492.75
Keelung	231,929	367,325.25	230,894	1,035	96,416	129	134,449	886	29	20	365,379.25	1,946.00
Taichung	185,248	292,094.50	170,690	14,558	74,008	4,431	96,605	10,054	77	73	267,391.25	24,703.25
Kaohsiung	428,173	655,654.50	415,411	12,762	194,154	6,657	220,841	6,043	416	62	636,772.00	18,882.50
Taipei	61,792	107,509.75	60,496	1,296	15,452	631	45,009	665	35	-	105,548.75	1,961.00
2025	923,839	1,450,506.00	895,696	28,143	387,839	9,501	507,402	18,425	455	217	1,403,666.75	46,839.25
Keelung	240,736	380,863.25	239,818	918	100,402	216	139,379	702	37	-	379,243.25	1,620.00
Taichung	190,192	299,465.75	172,059	18,133	77,087	3,854	94,940	14,220	32	59	267,039.00	32,426.75
Kaohsiung	418,470	639,533.00	410,115	8,355	192,619	4,909	217,165	3,293	331	153	627,693.75	11,839.25
Taipei	74,441	130,644.00	73,704	737	17,731	522	55,918	210	55	5	129,690.75	953.25

Source: Keelung, Taichung, Kaohsiung, Hualien Branches, and Taipei, Suao, Anping Branch Offices

Table 35. Container Throughput, Direct Cross-Strait Routes (End)

Unit: Number of container, TEU

Year	Outbound											
	Total		Number of container								TEU	
			Sub Total		20 FT		40 FT		45 FT			
	Number of Container	TEU	L.C.	E.C.	L.C.	E.C.	L.C.	E.C.	L.C.	E.C.	L.C.	E.C.
2023	828,844	1,320,788.50	558,494	270,350	248,014	89,189	310,234	180,193	246	968	869,035.50	451,753.00
Keelung	182,547	294,894.50	78,019	104,528	38,517	31,690	39,498	72,812	4	26	117,522.00	177,372.50
Taichung	160,027	263,494.00	129,229	30,798	45,702	10,869	83,501	19,911	26	18	212,762.50	50,731.50
Kaohsiung	436,782	674,912.00	328,925	107,857	155,701	43,219	173,023	63,767	201	871	502,199.25	172,712.75
Taipei	49,488	87,488.00	22,321	27,167	8,094	3,411	14,212	23,703	15	53	36,551.75	50,936.25
2024	970,940	1,576,593.50	593,944	376,996	256,949	108,775	336,646	266,820	349	1,401	931,026.25	645,567.25
Keelung	221,967	358,691.25	74,742	147,225	36,065	49,184	38,667	98,026	10	15	113,421.50	245,269.75
Taichung	168,059	277,088.75	120,819	47,240	46,690	12,362	74,063	34,853	66	25	194,964.50	82,124.25
Kaohsiung	514,124	821,902.50	369,720	144,404	163,015	43,733	206,446	99,320	259	1,351	576,489.75	245,412.75
Taipei	66,790	118,911.00	28,663	38,127	11,179	3,496	17,470	34,621	14	10	46,150.50	72,760.50
2025	980,691	1,590,949.25	534,032	446,659	231,181	139,676	302,569	305,568	282	1,415	836,953.50	753,995.75
Keelung	226,929	363,696.25	67,336	159,593	32,068	58,112	35,253	101,423	15	58	102,607.75	261,088.50
Taichung	167,615	275,878.25	117,930	49,685	43,457	15,910	74,418	33,769	55	6	192,416.75	83,461.50
Kaohsiung	500,931	799,668.50	323,491	177,440	145,598	56,931	177,694	119,366	199	1,143	501,433.75	298,234.75
Taipei	85,216	151,706.25	25,275	59,941	10,058	8,723	15,204	51,010	13	208	40,495.25	111,211.00

Source: Keelung, Taichung, Kaohsiung, Hualien Branches, and Taipei, Suao, Anping Branch Offices

Table 36. Trade Volume and Value Handled at Free Trade Zones

Unit: Number of Resident Companies, M.T., '000 NTD

Year	Number of Resident Companies	Trade Volume			Trade Value		
		Count	Foreign Goods Stored	Goods for Export	Count	Foreign Goods Stored	Goods for Export
2023	90	4,713,091	2,574,044	2,139,047	599,129,621	249,424,113	349,705,509
Kaohsiung	8	4,737	3,823	914	1,651,954	1,046,482	605,472
Keelung	30	3,601,514	1,884,191	1,717,323	375,932,735	100,021,391	275,911,344
Taichung	39	851,082	495,210	355,871	101,581,669	54,447,590	47,134,079
Taipei	8	245,422	186,613	58,809	118,334,582	93,211,475	25,123,107
Suao	1	-	-	-	-	-	-
Anping	4	10,336	4,206	6,129	1,628,682	697,175	931,507
2024	85	6,307,706	3,510,465	2,797,241	635,622,336	360,251,549	275,370,787
Kaohsiung	8	4,331	3,536	795	999,915	520,029	479,886
Keelung	29	5,031,110	2,696,103	2,335,007	325,249,849	125,939,431	199,310,418
Taichung	35	1,012,442	610,534	401,908	161,750,859	111,698,386	50,052,473
Taipei	8	256,371	198,379	57,992	146,643,693	121,661,932	24,981,761
Suao	1	-	-	-	-	-	-
Anping	4	3,452	1,912	1,540	978,021	431,772	546,249
2025	85	7,024,147	3,894,067	3,130,080	888,791,421	376,685,006	512,106,415
Kaohsiung	8	5,078	4,375	704	861,216	627,011	234,205
Keelung	29	5,697,339	3,059,028	2,638,311	476,150,282	133,803,922	342,346,360
Taichung	34	1,083,810	647,381	436,429	168,386,534	101,870,988	66,515,546
Taipei	8	233,325	180,650	52,674	242,332,871	139,781,674	102,551,197
Suao	1	-	-	-	-	-	-
Anping	5	4,595	2,634	1,961	1,060,518	601,411	459,106

Source: Keelung, Taichung, Kaohsiung, Hualien Branches, and Taipei, Suao, Anping Branch Offices

Table 37. Foreign Goods Stored at Free Trade Zones by Merchandise

Unit: M.T.

Year	Grand Total	Mineral Products						Products of the Chemical or Allied Industries	Plastics and Rubber and the Products thereof
		Count	Salt	Gasoline	Diesel Oil	Fuel Oil	Other Mineral Products		
2023	2,574,044	1,714,438	125,200	-	1,177,142	-	412,096	58,629	40,590
Keelung	3,823	80	-	-	-	-	80	401	10
Taichung	1,884,191	1,706,858	125,200	-	1,177,142	-	404,516	33,784	12,953
Kaohsiung	495,210	7,105	-	-	-	-	7,105	19,041	24,895
Taipei	186,613	395	-	-	-	-	395	5,400	2,719
Suao	-	-	-	-	-	-	-	-	-
Anping	4,206	-	-	-	-	-	-	3	12
2024	3,510,465	2,499,523	111,725	-	1,858,619	-	529,178	70,247	36,891
Keelung	3,536	89	-	-	-	-	89	70	45
Taichung	2,696,103	2,493,437	111,725	-	1,858,619	-	523,093	46,685	15,864
Kaohsiung	610,534	5,761	-	-	-	-	5,761	18,221	19,041
Taipei	198,379	236	-	-	-	-	236	5,268	1,937
Suao	-	-	-	-	-	-	-	-	-
Anping	1,912	-	-	-	-	-	-	3	3
2025	3,894,067	2,815,521	97,780	-	2,296,528	-	421,213	114,704	27,553
Keelung	4,375	123	-	-	-	-	123	64	72
Taichung	3,059,028	2,810,840	97,780	-	2,296,528	-	416,532	102,134	11,071
Kaohsiung	647,381	4,407	-	-	-	-	4,407	9,307	15,188
Taipei	180,650	151	-	-	-	-	151	3,199	1,216
Suao	-	-	-	-	-	-	-	-	-
Anping	2,634	-	-	-	-	-	-	0	6

Source: Keelung, Taichung, Kaohsiung, Hualien Branches, and Taipei, Suao, Anping Branch Offices

Table 37. Foreign Goods Stored at Free Trade Zones by Merchandise (End)

Unit: M.T.

Year	Pulp, Paper, Allied Product & Printed Matter	Base Metals and Articles of Base Metal				Machinery, Electrical Machinery Apparatus and the Products thereof	Transportation Equipments	Others
		Count	Cast Iron	Steel Materials	Other Base Metals and the Products thereof			
2023	271,079	237,249	-	170	237,079	28,622	151,084	72,351
Keelung	17	17	-	-	17	381	148	2,769
Taichung	82,463	657	-	168	489	4,462	13,874	29,141
Kaohsiung	188,369	231,189	-	-	231,189	7,395	3,935	13,281
Taipei	230	4,212	-	2	4,210	16,114	132,990	24,553
Suao	-	-	-	-	-	-	-	-
Anping	0	1,175	-	-	1,175	271	138	2,606
2024	264,405	353,803	16,500	91	337,212	53,714	163,758	68,125
Keelung	40	27	-	-	27	126	213	2,927
Taichung	77,275	16,822	16,500	91	232	3,819	14,565	27,636
Kaohsiung	186,889	332,081	-	-	332,081	31,789	4,061	12,692
Taipei	200	4,039	-	-	4,039	17,927	144,907	23,865
Suao	-	-	-	-	-	-	-	-
Anping	1	834	-	-	834	54	12	1,005
2025	270,926	410,541	-	19	410,522	25,839	148,128	80,857
Keelung	42	16	-	-	16	104	263	3,691
Taichung	92,223	191	-	18	173	1,731	11,313	29,525
Kaohsiung	178,519	406,600	-	-	406,600	7,060	5,308	20,991
Taipei	141	3,692	-	1	3,692	16,890	131,240	24,122
Suao	-	-	-	-	-	-	-	-
Anping	0	42	-	-	42	55	4	2,528

Source: Keelung, Taichung, Kaohsiung, Hualien Branches, and Taipei, Suao, Anping Branch Offices

Table 38. Foreign Goods Stored at Free Trade Zones by Trade Area

Unit: M.T.

Year	Grand Total	Japan	South Korea	Hong Kong	Mainland China	Russia	Thailand	Malaysia	Singapore	The Philippines	Indonesia	India	Saudi Arabia
2023	2,574,044	98,340	827,839	24,831	168,195	404,052	12,465	8,039	2,742	271	58,064	25,849	3,110
Keelung	3,823	1,473	45	430	630	-	17	54	11	4	5	-	-
Taichung	1,884,191	40,458	754,872	5,093	60,639	400,174	491	1,055	430	41	54,725	134	645
Kaohsiung	495,210	12,166	48,817	14,844	99,083	3,878	161	4,940	2,271	81	1,364	25,321	2,465
Taipei	186,613	44,243	24,105	1,863	7,027	-	11,796	1,991	31	126	1,965	1	-
Suao	-	-	-	-	-	-	-	-	-	-	-	-	-
Anping	4,206	0	-	2,601	818	-	-	-	-	20	4	393	-
2024	3,510,465	106,420	1,545,069	20,466	281,340	458,803	14,062	8,588	10,966	2,168	29,088	29,462	4,509
Keelung	3,536	2,557	44	117	287	-	25	42	4	-	13	-	-
Taichung	2,696,103	48,321	1,497,016	4,046	63,929	451,002	116	1,844	712	9	15,271	53	201
Kaohsiung	610,534	13,057	28,025	15,191	209,389	7,802	1,282	5,593	9,906	152	9,568	29,398	4,309
Taipei	198,379	42,453	19,970	795	6,875	-	12,638	1,109	152	1,658	4,212	11	-
Suao	-	-	-	-	-	-	-	-	-	-	-	-	-
Anping	1,912	32	14	317	860	-	-	-	192	349	25	-	-
2025	3,894,067	225,765	1,529,605	21,774	302,184	659,801	13,182	16,165	54,710	1,326	44,066	196,235	647
Keelung	4,375	3,329	181	157	124	-	4	56	13	-	41	-	-
Taichung	3,059,028	146,771	1,498,326	2,214	112,968	650,223	123	325	666	128	22,075	122,568	225
Kaohsiung	647,381	14,087	9,292	17,890	183,440	9,579	1,661	11,025	53,890	1,038	17,922	73,531	422
Taipei	180,650	61,556	21,784	820	4,819	-	11,127	4,759	66	155	3,881	63	-
Suao	-	-	-	-	-	-	-	-	-	-	-	-	-
Anping	2,634	23	23	693	833	-	267	-	75	4	147	73	-

Source: Keelung, Taichung, Kaohsiung, Hualien Branches, and Taipei, Suao, Anping Branch Offices

Table 38. Foreign Goods Stored at Free Trade Zones by Trade Area (Cont.1)

Unit: M.T.

Year	Oman	Jordan	Other Asian Areas	South Africa	Other African Areas	U.S.A.	Canada	Mexico	Other Central American Areas	Brazil	Chile	Peru	Other South American Areas
2023	9,195	1,400	75,902	15,875	686	78,138	15,521	12,949	21	256,103	92,987	61,732	12,314
Keelung	-	-	12	-	-	0	6	-	-	-	-	-	-
Taichung	-	-	59,529	12,105	-	24,091	9,370	10,513	0	111,479	71,394	59,876	12,282
Kaohsiung	9,195	1,400	15,379	1,110	676	35,244	5,686	45	-	144,624	21,474	1,856	-
Taipei	-	-	648	2,660	5	18,798	459	2,365	21	-	118	-	33
Suao	-	-	-	-	-	-	-	-	-	-	-	-	-
Anping	-	-	333	-	6	5	-	26	-	-	-	-	-
2024	3,847	1,460	52,854	13,892	43,401	56,763	13,270	25,033	12	237,696	104,298	84,888	7,251
Keelung	-	-	10	-	-	36	5	-	-	-	-	-	-
Taichung	-	-	44,476	11,493	41,067	25,223	11,858	20,955	0	73,249	82,907	84,885	7,226
Kaohsiung	3,847	1,460	7,350	750	2,268	11,459	1,085	47	-	164,447	21,388	-	-
Taipei	-	-	894	1,650	66	20,045	323	4,031	12	-	3	3	25
Suao	-	-	-	-	-	-	-	-	-	-	-	-	-
Anping	-	-	124	-	-	-	-	-	-	-	-	-	-
2025	3,651	220	32,496	18,834	24,611	35,526	15,357	13,249	58	273,159	120,616	22,223	7,790
Keelung	-	-	5	-	-	-	-	-	-	-	-	-	-
Taichung	-	-	22,154	16,132	21,136	16,007	12,501	12,015	0	133,221	82,580	22,022	7,785
Kaohsiung	3,651	220	8,325	1,702	3,410	7,369	2,556	65	-	139,938	37,995	201	-
Taipei	-	-	1,558	1,000	64	12,130	300	1,169	58	-	40	-	5
Suao	-	-	-	-	-	-	-	-	-	-	-	-	-
Anping	-	-	455	-	-	20	-	-	-	-	-	-	-

Source: Keelung, Taichung, Kaohsiung, Hualien Branches, and Taipei, Suao, Anping Branch Offices

Table 38. Foreign Goods Stored at Free Trade Zones by Trade Area (End.)

Unit: M.T.

Year	Australia	Other Oceania Areas	Belgium	France	Germany	Italy	Netherlands	United Kingdom	Spain	Sweden	Ukraine	Other European Areas	Other Areas
2023	206,017	2,614	36,030	2,101	21,504	1,832	5,548	1,440	1,836	13,414	-	15,087	-
Keelung	7	11	615	52	1	307	-	45	92	-	-	7	-
Taichung	176,839	0	1,328	818	2,915	754	755	71	59	-	-	11,257	-
Kaohsiung	28,057	1,851	1,215	144	1,671	11	3,763	166	85	2,700	-	3,470	-
Taipei	1,115	752	32,872	1,087	16,918	761	1,031	1,159	1,599	10,714	-	353	-
Suao	-	-	-	-	-	-	-	-	-	-	-	-	-
Anping	-	-	-	-	-	-	-	-	-	-	-	-	-
2024	238,794	2,785	34,299	2,402	41,214	1,357	3,321	895	4,521	10,574	-	14,694	-
Keelung	-	-	36	4	1	311	-	2	43	-	-	-	-
Taichung	187,392	-	3,230	1,167	6,981	259	786	150	84	-	-	10,195	-
Kaohsiung	50,487	2,331	345	21	1,175	17	1,696	22	8	2,463	-	4,199	-
Taipei	915	454	30,689	1,210	33,058	769	839	721	4,387	8,111	-	300	-
Suao	-	-	-	-	-	-	-	-	-	-	-	-	-
Anping	-	-	-	-	-	-	-	-	-	-	-	-	-
2025	154,514	559	17,363	1,350	35,321	1,000	3,593	3,773	3,720	6,300	-	33,313	11
Keelung	13	-	-	1	1	389	-	21	43	-	-	-	-
Taichung	112,733	-	1,719	540	7,130	306	871	626	21	-	-	32,905	11
Kaohsiung	41,454	558	268	0	575	4	2,047	770	53	2,312	-	131	-
Taipei	314	2	15,356	809	27,615	301	675	2,357	3,602	3,989	-	277	-
Suao	-	-	-	-	-	-	-	-	-	-	-	-	-
Anping	-	-	20	-	-	1	-	-	-	-	-	0	-

Source: Keelung, Taichung, Kaohsiung, Hualien Branches, and Taipei, Suao, Anping Branch Offices

Table 39. Goods for Export at Free Trade Zones by Merchandise

Unit: M.T.

Year	Grand Total	Mineral Products						Products of the Chemical or Allied Industries	Plastics and Rubber and the Products thereof
		Count	Crude Oil	Gasoline	Diesel Oil	Fuel Oil	Other Mineral Products		
2023	2,139,047	1,657,276	-	-	1,235,384	477	421,415	27,205	26,805
Keelung	914	-	-	-	-	-	-	41	15
Taichung	1,717,323	1,649,593	-	-	1,235,384	477	413,732	13,339	10,098
Kaohsiung	355,871	7,683	-	-	-	-	7,683	13,236	16,353
Taipei	58,809	-	-	-	-	-	-	586	336
Suao	-	-	-	-	-	-	-	-	-
Anping	6,129	-	-	-	-	-	-	3	3
2024	2,797,241	2,266,189	34,973	-	1,824,744	-	406,472	36,483	23,421
Keelung	795	-	-	-	-	-	-	3	73
Taichung	2,335,007	2,256,307	34,973	-	1,824,744	-	396,590	15,837	12,083
Kaohsiung	401,908	9,881	-	-	-	-	9,881	20,032	11,184
Taipei	57,992	0	-	-	-	-	0	610	62
Suao	-	-	-	-	-	-	-	-	-
Anping	1,540	-	-	-	-	-	-	1	19
2025	3,130,080	2,591,524	-	-	2,155,818	-	435,705	30,005	15,862
Keelung	704	-	-	-	-	-	-	70	67
Taichung	2,638,311	2,584,448	-	-	2,155,818	-	428,629	21,081	7,770
Kaohsiung	436,429	7,072	-	-	-	-	7,072	8,294	7,974
Taipei	52,674	-	-	-	-	-	-	559	50
Suao	-	-	-	-	-	-	-	-	-
Anping	1,961	4	-	-	-	-	4	0	1

Source: Keelung, Taichung, Kaohsiung, Hualien Branches, and Taipei, Suao, Anping Branch Offices

Table 39. Goods for Export at Free Trade Zones by Merchandise (End)

Unit: M.T.

Year	Pulp, Paper, Allied Product & Printed Matter	Base Metals and Articles of Base Metal				Machinery, Electrical Machinery Apparatus and the Products thereof	Transportation Equipments	Others
		Count	Cast Iron	Steel Materials	Other Base Metals and the Products thereof			
2023	120,730	193,312	-	-	193,312	10,522	63,606	39,592
Keelung	1	16	-	-	16	357	217	266
Taichung	6,510	1,804	-	-	1,804	5,095	7,539	23,346
Kaohsiung	114,218	188,222	-	-	188,222	4,169	951	11,040
Taipei	1	314	-	-	314	832	54,877	1,864
Suao	-	-	-	-	-	-	-	-
Anping	-	2,955	-	-	2,955	69	23	3,076
2024	104,265	263,735	16,500	91	247,144	8,250	60,315	34,583
Keelung	1	14	-	-	14	141	220	343
Taichung	686	21,120	16,500	91	4,529	2,464	4,343	22,167
Kaohsiung	103,574	242,169	-	0	242,169	3,940	826	10,301
Taipei	1	316	-	-	316	1,508	54,905	590
Suao	-	-	-	-	-	-	-	-
Anping	4	115	-	-	115	198	21	1,182
2025	97,570	295,690	-	15	295,675	7,507	50,877	41,045
Keelung	0	9	-	-	9	143	198	217
Taichung	273	672	-	15	657	2,507	430	21,129
Kaohsiung	97,296	294,586	-	-	294,586	2,995	1,022	17,190
Taipei	0	386	-	-	386	1,850	49,218	610
Suao	-	-	-	-	-	-	-	-
Anping	-	36	-	-	36	11	9	1,899

Source: Keelung, Taichung, Kaohsiung, Hualien Branches, and Taipei, Suao, Anping Branch Offices

Table 40. Goods for Export at Free Trade Zones by Trade Area

Unit: M.T.

Year	Grand Total	Japan	South Korea	Hong Kong	Mainland China	Vietnam	Thailand	Malaysia	Singapore	The Philippines	Indonesia
2023	2,139,047	68,163	5,530	5,513	407,823	22,640	55,466	18,243	29,721	3,776	9,671
Keelung	914	0	-	-	174	0	41	0	0	8	0
Taichung	1,717,323	61,861	287	577	342,656	10,678	10,465	2,662	149	75	3,399
Kaohsiung	355,871	5,926	5,067	1,647	64,469	10,753	44,890	15,325	29,370	1,770	6,095
Taipei	58,809	371	143	330	521	88	71	255	201	16	177
Suao	-	-	-	-	-	-	-	-	-	-	-
Anping	6,129	5	33	2,958	4	1,121	-	-	-	1,907	-
2024	2,797,241	106,221	65,762	3,540	408,613	22,616	40,995	28,241	30,058	22,081	6,893
Keelung	795	-	-	50	203	9	4	13	1	9	-
Taichung	2,335,007	96,368	54,750	778	288,993	9,005	579	8,623	73	17,336	1,729
Kaohsiung	401,908	9,594	10,769	2,370	118,460	13,250	40,293	18,883	29,910	4,552	5,147
Taipei	57,992	254	66	342	725	97	106	379	18	17	4
Suao	-	-	-	-	-	-	-	-	-	-	-
Anping	1,540	5	177	-	231	255	13	342	58	167	14
2025	3,130,080	77,794	40,770	3,425	367,376	25,207	40,648	122,410	69,900	67,176	6,648
Keelung	704	6	4	-	134	8	-	3	8	0	0
Taichung	2,638,311	72,503	35,186	376	283,069	10,856	691	105,215	137	61,440	5,312
Kaohsiung	436,429	5,031	5,418	2,459	83,794	13,409	39,783	16,657	69,623	5,387	897
Taipei	52,674	254	65	299	363	549	174	214	122	54	2
Suao	-	-	-	-	-	-	-	-	-	-	-
Anping	1,961	-	97	291	16	385	-	322	10	295	437

Source: Keelung, Taichung, Kaohsiung, Hualien Branches, and Taipei, Suao, Anping Branch Offices

Table 40. Goods for Export at Free Trade Zones by Trade Area (Cont.1)

Unit: M.T.

Year	India	Saudi Arabia	Oman	United Arab Emirates	Other Asian Areas	Egypt	South Africa	Other African Areas	U.S.A.	Canada	Mexico	Other Central American Areas	Brazil	Peru	Other South American Areas
2023	15,384	29,128	2,073	11,371	24,446	116	121	1,134	76,172	1,437	9,410	1,229	3,321	1	486
Keelung	-	-	-	6	95	-	-	314	230	-	-	7	-	-	-
Taichung	10,234	-	-	198	1,494	14	121	51	36,713	44	5,991	1,193	982	1	28
Kaohsiung	5,145	350	247	25	10,478	101	-	1	38,705	1,206	3,419	26	2,334	-	374
Taipei	6	28,778	1,826	11,142	12,377	-	0	767	523	187	-	1	5	-	84
Suao	-	-	-	-	-	-	-	-	-	-	-	-	-	-	-
Anping	-	-	-	-	2	-	-	-	-	-	-	-	-	-	-
2024	15,293	27,506	2,343	13,766	22,594	44	2	1,501	87,605	4,999	2,406	809	85	0	37,948
Keelung	-	-	-	-	127	-	-	339	10	-	-	-	-	-	-
Taichung	11,562	2	-	94	1,176	44	1	27	36,072	3,071	2,260	809	81	0	37,859
Kaohsiung	3,726	-	-	0	10,687	-	1	-	51,304	1,928	146	-	-	-	89
Taipei	5	27,504	2,343	13,438	10,582	-	-	1,136	219	-	-	-	4	-	-
Suao	-	-	-	-	-	-	-	-	-	-	-	-	-	-	-
Anping	-	-	-	234	23	-	-	-	-	-	-	-	-	-	-
2025	19,247	29,952	1,631	8,075	30,459	0	43	1,671	99,600	1,285	1,421	707	162	2	125
Keelung	-	-	-	2	110	-	-	405	2	-	-	-	-	-	-
Taichung	15,794	-	-	42	10,607	0	26	98	19,309	57	1,343	698	15	2	18
Kaohsiung	3,453	5	20	836	10,951	-	17	89	79,874	1,227	4	0	144	-	107
Taipei	0	29,947	1,611	7,195	8,791	-	-	1,073	415	1	74	-	2	-	-
Suao	-	-	-	-	-	-	-	-	-	-	-	-	-	-	-
Anping	-	-	-	-	1	-	-	6	-	-	-	8	-	-	-

Source: Keelung, Taichung, Kaohsiung, Hualien Branches, and Taipei, Suao, Anping Branch Offices

Table 40. Goods for Export at Free Trade Zones by Trade Area (End)

Unit: M.T.

Year	Australia	Republic of the Marshall Islands	Other Oceanian Areas	Belgium	Germany	Italy	Netherlands	United Kingdom	Spain	Sweden	Ukraine	Other European Areas	Other Areas
2023	98,035	1	26,595	514	5,746	70	2,482	629	144	2,161	-	1,277	1,199,019
Keelung	-	-	31	-	-	-	-	-	-	-	-	9	-
Taichung	809	-	26,368	113	702	15	47	96	127	0	-	152	1,199,019
Kaohsiung	96,380	1	197	401	5,028	55	2,326	501	17	2,161	-	1,080	-
Taipei	838	-	0	0	16	0	17	32	-	0	-	36	-
Suao	-	-	-	-	-	-	-	-	-	-	-	-	-
Anping	8	-	-	-	-	-	92	-	-	-	-	-	-
2024	78,193	1	43,990	251	279	87	581	429	882	1,199	137	790	1,718,501
Keelung	-	-	26	-	-	-	-	-	-	-	-	3	-
Taichung	541	-	43,642	217	166	87	47	42	50	3	-	417	1,718,501
Kaohsiung	77,631	1	322	33	33	-	203	365	831	1,196	-	185	-
Taipei	1	-	-	0	80	0	331	21	1	0	137	184	-
Suao	-	-	-	-	-	-	-	-	-	-	-	-	-
Anping	20	-	-	0	-	-	-	-	-	-	-	-	-
2025	83,702	8	26,581	78	4,331	94	3,987	5,807	302	953	-	1,357	1,987,150
Keelung	-	-	15	-	-	-	-	4	-	-	-	5	-
Taichung	712	-	26,285	47	243	74	115	84	231	0	-	575	1,987,150
Kaohsiung	82,891	8	282	4	4,045	19	3,241	5,707	19	953	-	76	-
Taipei	6	-	-	27	42	-	630	11	51	0	-	700	-
Suao	-	-	-	-	-	-	-	-	-	-	-	-	-
Anping	93	-	-	-	-	1	-	-	-	-	-	-	-

Source: Keelung, Taichung, Kaohsiung, Hualien Branches, and Taipei, Suao, Anping Branch Offices